OHIO DEPARTMENT OF PUBLIC SAFETY
SAFETY • SERVICE • PROTECTION

DIGEST OF OHIO

MOTOR VEHICLE LAWS

Published and prepared by:
Ohio Department of Public Safety
P.O. Box 182081, Columbus, Ohio 43218-2081
An Equal Opportunity Employer

To order additional copies, please
call (614) 466-4775, or visit
www.publicsafety.ohio.gov

To schedule a road test, visit:
www.ohiodrivingtest.com

TABLE OF CONTENTS

1 - DRIVER LICENSING & VEHICLE REGISTRATION (In-State) 1
How to Obtain an Ohio Driver License 1
Scoring 10
Renewing Your License 13
Duplicate Licenses 14
Holders of a Foreign Driver License 14
Regulations Regarding License Use 14
Organ Donor Information 15
Living Will 16
Titling a Motor Vehicle 16
License Plate Information 17
2 - DRIVER LICENSING & VEHICLE REGISTRATION (New Residents) 17
Driver License for New Residents 17
Converting Out-of-State Certificate of Title 18
Converting Out-of-State Vehicle Registration 19
Leased Vehicle Information 19
3 - COMMERCIAL DRIVER LICENSING 20
Classes of Commercial Driver Licenses (CDL) 20
Who Needs a CDL 20
CDL Endorsements 22
CDL Restrictions 22
CDL Exemptions 22
Procedures for Obtaining a CDL 23
Testing 23
Fees 23
Renewal/Upgrade 24
Medical & Self-Certification Requirements For Commercial Driver License 24
4 - MOTORCYCLE/SCOOTER & MOTORIZED BICYCLE REGULATIONS 25
Motorcycle Laws and Regulations 25
Applying for Your Motorcycle License 26
Sharing the Road with Motorcyclists 29
Motorized Bicycles 30
Applying for your Motorized Bicycle License 30
Special Laws for Motorized Bicycle Riders 31
Questions & Answers on Ohio's Moped Regulations 32
5 - VEHICLE EQUIPMENT REGULATIONS 33
Items Checked During Inspection 33
Other Equipment 36
E-Check Certificate 37
6 - TRAFFIC LAWS 37
Lanes 37
Turns 39
Correct Methods of Making Left Turns 40
Stopping 41
Yielding 42
Passing 43
Speed Limits 44
Railroad Grade Crossings 45
Parking 46
Safety Belts 47
Child Restraints 48
Obstruction of Vision 49
Riding on the Outside of a Vehicle 49
Operating a Vehicle While Impaired 49
Drugs 51
False Driver License 51
Point Law 51
Driving Under Suspension 52
Financial Responsibility 53
Suspension of Probationary License 54

7 - SIGNS, SIGNALS AND PAVEMENT MARKINGS 55
Special Information Signs 55
Warning Signs 56
No Passing 58
Crossings 58
Schools 59
Merge, Divided Highway 59
Special 60
Construction 60
Guide Signs 61
Vehicles 61
Pedestrian 62
Regulatory Signs 62
Prohibitory Signs 63
Pavement Markings 63
8 - TRAFFIC CRASH REPORTING REQUIREMENTS 64
What to Do in Case of a Crash 64
What to Do in Case You Hit a Deer 64
9 - SPECIAL CONDITIONS 65
Night Driving 65
Winter Driving 65
Driving in Fog 66
Freeway Driving 66
If You Feel Tired While You Are Driving 67
When to Use Lights 67
Vehicle Problems 68
Defensive Driving 68
Sharing the Road with Trucks - No Zone 68
Mail Carrier Vehicles 68
Inoperable Traffic Signals 69
10 - BICYCLES 69
Traffic Laws 69
Bicycle Laws 69
Sharing the Road with Bicyclists 70
11 - PEDESTRIANS 70
Signs & Signals 70
Pedestrian Control Signals 70
Look in Both Directions 70
Use Crosswalk 71
Walking Along Roadway 71
Pedestrians Prohibited on Freeways 71
Drawbridges & Railroads 71
Hitching 71
Public Safety Vehicles 71
Blind Pedestrians 71
Alcohol & Drugs 71
Reflective Clothing 72
Throwing or Dropping Objects on Highways 72
12 - LITTER LAWS 72
Littering from a Motor Vehicle 72
Unsecured Load 72
Littering and Illegal Dumping 72
Polluting State Lands or Waters 73
Throwing Refuse, Oil or Filth into Lakes, Streams or Drains 73
Littering from a Boat 73
Abandoned Motor Vehicles 73
Abandoned Appliances 73
APPENDIX A - DRIVER LICENSE EXAM STATIONS 74
APPENDIX B - ORGAN DONOR INFORMATION/NOK EMERGENCY CONTACT 78
APPENDIX C - SAMPLE TEST QUESTIONS FROM CLASS D KNOWLEDGE TEST 79

1 - DRIVER LICENSING & VEHICLE REGISTRATION
(In-State)

Ohio's driver licensing system is outlined by the Ohio Revised Code (ORC). Chapter 4507 states that no person shall operate a motor vehicle on any public road, or any public or private property used by the public, for vehicular travel or parking unless the operator has passed the required tests and obtained a license from the Registrar of Motor Vehicles.

Ohio BMV driver license examinations and driver license issuance is the responsibility of the Ohio Bureau of Motor Vehicles.

While the vast majority of Ohio motorists hold a regular driver license — officially called a "driver license class D" — the state also issues a number of other licenses: commercial driver license (CDL); motorcycle license (MC), or endorsement; Scooter license or endorsement and motorized bicycle license (moped).

NOTE: per R.C. 4507.03(A)(5), A motorcycle endorsement is not required for the operation of a cab-enclosed motorcycle or an autocycle in the state of Ohio.

HOW TO OBTAIN AN OHIO DRIVER LICENSE

Persons applying for a first Ohio motor vehicle driver license must be at least 15 years and six months of age and must provide documentary proof of their full legal name, age, Social Security number, citizenship or legal presence and address upon visiting the driver license exam station and deputy registrar (see Acceptable Documents List, pages 3 - 6). If under 18 years of age, the application must be co-signed at the deputy registrar by a parent or a legal guardian at the time of application. A co-signer must present either a valid Ohio driver license or valid Ohio ID card or prove all five elements (see Acceptable Documents List, pages 3 - 6). All applicants must pass a vision test and a knowledge test to obtain a temporary instruction permit identification card (TIPIC). Applicants under 16 years of age must practice driving with a licensed parent or legal guardian that occupies the seat next to them. If 16 years of age or older, they may practice driving with a licensed driver 21 years of age or older occupying the seat next to them.

First license requirements also apply to drivers who have allowed their license to expire for more than six months and to persons who must apply for a new license after losing their license due to a suspension or revocation.

Vertical driver licenses issued to persons under the age of 21 will have a red header bar, and the primary photo will be on the left side. Additionally, the

wording “under 21” or “under 18” will appear on the vertical driver license. Ohio Driver License for those age 21 and older will have a horizontal driver license with a yellow header bar, and the primary photo will be on the left side.

There are different application procedures for new Ohio residents who already hold a valid license from another state (see Driver Licensing & Vehicle Registration - New Residents, Chapter 2), for persons who wish to apply for a commercial driver license (see Commercial Driver Licensing, Chapter 3) and for persons who wish to apply for a motorcycle/scooter endorsement or a motorized bicycle operator’s license (see Motorcycle/Scooter & Motorized Bicycle Regulations, Chapter 4).

OHIO DEPARTMENT OF PUBLIC SAFETY
BUREAU OF MOTOR VEHICLES

ACCEPTABLE DOCUMENTS LIST

To prove identity, you must show proof of the following five elements:

1 - Full Legal Name; 2 - Date of Birth; 3 - Legal Presence in US; 4 - Social Security Number; and 5 - Ohio Street Address

To prove an element, the element must be contained on the document. Acceptable documents that contain a current Ohio street address are acceptable to prove address.

Commonly Used Documents	
US Birth Certificate or US Passport or US Passport Card **PROVES:**	**1 - Full Legal Name 2 - Date of Birth and 3 - Legal Presence in the US**
Social Security Card or W-2 Wage / Tax Form or 1099 Income Statement **PROVES:**	**4 - Social Security Number**
Official Business or Official Government Document with Ohio Home Street Address **PROVES:**	**5 - Ohio Street Address**
If you do not have the documents listed above, please see the complete list below.	

	FULL LEGAL NAME	DATE OF BIRTH	LEGAL PRESENCE	SOCIAL SECURITY NUMBER	OHIO STREET ADDRESS
BIRTH CERTIFICATE – Either original or certified copy, with a seal and issued by an appropriate governmental agency of any state, territory, or possession of the United States	X	X	X		
A UNITED STATES PASSPORT – Valid and unexpired with photograph	X	X	X		
A UNITED STATES PASSPORT CARD – Valid and unexpired with photograph	X	X	X		
SOCIAL SECURITY CARD – An official Social Security card; metal card is not acceptable				X	
W-2 WAGE AND TAX STATEMENT – Current or last previous tax year; cannot be handwritten				X	
1099 FORM – Cannot be handwritten; must be one of the following types: SSA-1099, 1099-DIV, 1099-G, 1099-INT, 1099-MISC, or 1099-R				X	

PUBLIC

STATE ISSUED DRIVER LICENSE – Issued by any state, territory, or possession of the United States, with photograph, current or expired not more than six months	X	X			
STATE ISSUED IDENTIFICATION CARD – Issued by any state, territory, or possession of the United States, with photograph, current or expired not more than six months	X	X			
STATE ISSUED LEARNER'S PERMIT – Issued by any state, territory, or possession of the United States, with photograph, current or expired not more than six months	X	X			
MEDICAL RECORDS – From a doctor or hospital				X	
SCHOOL RECORD OR TRANSCRIPT – Must be certified copy				X	X
UNITED STATES CITIZENSHIP AND IMMIGRATION SERVICES (USCIS) DOCUMENTS – Appropriate documents, must be original and valid, or like documents issued by the successor agency to the USCIS showing the dates of legal presence	X	X	X		
CERTIFIED COPY OF COURT ORDER – Must contain the full name and date of birth of the applicant and signed by judge or magistrate	X	X		X	
OHIO CONCEALED WEAPONS PERMIT – A valid Ohio issued permit with photograph	X	X			X
MILITARY IDENTIFICATION – A valid United States military service or dependent identification document with photograph	X	X			
GUN PERMIT – With photograph				X	
MILITARY DISCHARGE SEPARATION PAPERS	X	X		X	
PILOT'S LICENSE				X	
NATURALIZATION DOCUMENT – Issued by the United States	X	X	X		
OFFENDER RELEASE IDENTIFICATION CARD – Valid cards issued by the Ohio Department of Rehabilitation and Correction, the Department of Youth Services, the U.S. Probation Department Northern District of Ohio or the U.S. Probation Department Southern District of Ohio. ***Commercial Driver License applicants MUST provide additional documents that support U.S. citizenship or lawful permanent residency status, to comply with 49 CFR 383.71.***	X	X	X	X	X
A CONSULAR REPORT OF BIRTH ABROAD – Issued by the United States Department of State	X	X	X		

PUBLIC

Additional Proof of Full Legal Name Documents

Full legal name consists of first name, middle name, and last name without the use of initials or nicknames. If the documents presented do not prove full legal name or are inconsistent, additional documents must be presented.

The following documents are acceptable for this purpose:

- **Marriage Certificate or Marriage License**
- **Certified copy of a decree of divorce, dissolution, or annulment of marriage**
- **Certified copy of a court ordered name change**

	FULL LEGAL NAME	DATE OF BIRTH	LEGAL PRESENCE	SOCIAL SECURITY NUMBER	OHIO STREET ADDRESS
CHANGE OF ADDRESS CARD – Issued by the Ohio Bureau of Motor Vehicles					X
CHECKING, SAVINGS, or ONLINE BANK STATEMENT – Issued within the last 60 days					X
BMV 2336 "PROOF OF OHIO RESIDENCY – CERTIFIED STATEMENT" in any of the following situations: 1) In the case of a dependent child, from the CHILD'S PARENT OR GUARDIAN, signed in the presence of a BMV official 2) In the case of married person, from the applicant's spouse, signed in the presence of a BMV official. Proof of marital relationship is required 3) In the case of a nursing home patient, issued by a nursing home official 4) In the case of a homeless person, issued by a homeless shelter official					X
CREDIT CARD STATEMENT – From a major credit card issuer or major retail store, issued within the last 60 days					X
OHIO BMV VEHICLE REGISTRATION MAIL-IN RENEWAL NOTICE					X
PAYCHECK STUB – Issued within the last six months					X
SOCIAL SECURITY ADMINISTRATION DOCUMENT					X
UTILITY BILL – From an electric, telephone, water, sewer, cable, satellite, heating oil, or propane provider and issued within the last 60 days					X
CHILD SUPPORT CHECK STUB – From Ohio Department of Job and Family Services					X

PUBLIC

FEDERAL or OHIO INCOME TAX RETURN FILING – Copy not more than 18 months old with proof of filing					X
COURT ORDER OF PROBATION, PAROLE, or MANDATORY RELEASE					X
PREMISES LIABILITY, LIFE INSURANCE, or AUTOMOBILE LIABILITY POLICY or CARD – Current and valid					X
INSTALLMENT LOAN CONTRACT – From a bank or other financial institution					X
MORTGAGE ACCOUNT or PROOF OF HOME OWNERSHIP					X
OHIO RESIDENT HUNTING or FISHING LICENSE – Current or previous year					X
PROFESSIONAL LICENSE – Issued by an Ohio governmental agency					X
PROPERTY TAX BILL or RECEIPT					X
PUBLIC ASSISTANCE CHECK STUB or FOOD STAMP CARD – Issued by a governmental agency					X
OHIO SALES TAX or BUSINESS LICENSE					X
SELECTIVE SERVICE REGISTRATION ACKNOWLEDGEMENT CARD					X
TRANSPORTATION SECURITY ADMINISTRATION (TSA) LETTER					X
OHIO MOTOR VEHICLE TITLE – Vehicle Registration is not acceptable	* Supplemental				X
CREDIT CARD	* Supplemental				
EMPLOYER IDENTIFICATION CARD	* Supplemental				
HEALTH INSURANCE CARD	* Supplemental				
MARRIAGE CERTIFICATE or MARRIAGE LICENSE	* Supplemental				
PUBLIC ASSISTANCE BENEFIT CARD	* Supplemental				
STUDENT IDENTIFICATION CARD – With photograph; issued by recognized school, college or university	* Supplemental				

*Supplemental documents may be presented when an Ohio credential is not presented at time of duplicate or renewal issuance, and Ohio credential is valid and verifiable in the Ohio BMV system (does not apply to Non U.S. citizens).

Instructions for First Driver License Applicants

- Study and learn all material in this digest.
- Visit any Ohio BMV driver exam station (see Appendix A - Driver License Exam Stations). No appointment is necessary to take the driver knowledge test and vision screening, but be sure to verify days and hours of operation for each exam station.
- To obtain an Ohio Temporary Instruction Permit Identification Card (TIPIC), driver license, CDL, ID, motorcycle, scooter, or moped license, the applicant must present documents to prove all of the following elements: Full legal name; (first name, middle name, current last name), date of birth, Social Security number (if one has ever been assigned), U.S. Citizenship or legal presence and resident street address in Ohio.
- Please be advised that failure to present the required documentation as described on pages 3 - 6 of this digest could result in denial of your Temporary Instruction Permit Identification Card (TIPIC) when reporting to the deputy registrar's office.
- At the exam station, your vision will be tested to determine if it meets minimum standards established by law. If you need corrective lenses to meet these standards, your license may be restricted to driving only when you are wearing such lenses. In certain cases, persons with substandard vision may qualify for a restricted license which permits them to drive during daylight hours only.
- The application will contain a number of questions about your physical health with regard to any medical conditions. These questions must be answered truthfully and completely. Making a false statement on your application is grounds for a criminal prosecution and revocation of your license. If you have a physical condition that might affect your ability to operate a motor vehicle, the examiner will explain what steps you need to take and will provide the necessary medical forms to be completed by your doctor.
- The examiner will take your photograph.
- You must pass a driver knowledge test on Ohio motor vehicle regulations and traffic signs. The questions are multiple choice and are based on the material in this digest. You must answer 75 percent of the questions correctly.
- After you have successfully passed your vision and knowledge exams, you may obtain a receipt with a confirmation number to present at a deputy registrar agency to obtain your TIPIC within 60 days of passing your knowledge exam. You must bring documents that verify your full legal name (first name, middle name, current last name), date of birth, Social Security number (if one has ever been assigned), U.S. Citizenship or legal presence and resident street address in Ohio (see Acceptable Documents List, pages 3 - 6). After verifying your acceptable documents and your photo image, the deputy will proceed with the issuance of your TIPIC. This TIPIC must be retained on your person at all times during each step of the licensing process. If you lose this card, please visit your local deputy registrar agency and purchase a replacement TIPIC.

- IMPORTANT: If you are under 18 years of age, your application must be co-signed by a parent or legal guardian at the time you apply. A co-signer must also present all five elements (see Acceptable Documents List requirements, 3 - 6). A parent or guardian must accompany any applicant who is under 18 years of age to the deputy registrar agency.
- The TIPIC authorizes you to practice for your skills test by driving on the street - but only when accompanied by a licensed driver 21 years of age or older occupying the seat beside you. If you are under age 16, you must drive with a parent, guardian or certified driving instructor occupying the seat beside you.
- Your TIPIC will expire one year from the date of issuance. Ohio law prohibits any eligible adult occupying the seat beside the person driving on a TIPIC from having a concentration of alcohol in the whole blood, blood serum or plasma, breath or urine. If under 18 years of age, the TIPIC must have been held for six months before you may take your skills test. If your TIPIC expires before you take and pass the skills test, you must return to the driver license exam station and retake and pass the knowledge and vision exams.

RESTRICTIONS:

- Safety belts must be available to all passengers and everyone must be buckled up for all holders of temporary permits.
- Licensed drivers who are 16 years old may not operate a motor vehicle with more than one person who is not a family member, unless accompanied by the parent, guardian or custodian.
- If you are a TIPIC holder under 18, you may not drive between 10:00 p.m. and 5:00 a.m. unless with a parent, guardian or custodian who holds a valid license.
- If a license holder who is 17 pleads guilty to, is convicted of, or is adjudicated in juvenile court of committing a moving violation during the first six months in which they received their license, the driver must be accompanied by a parent or guardian whenever operating a motor vehicle for six months or until the holder turns 18, unless the court or juvenile court imposes such a restriction upon the holder.
- When you have developed your driving skills, contact any exam station to schedule a skills test. If you are unable to keep the appointment, notify the exam station as soon as possible so someone else can be scheduled. All customers taking the skills test must understand directions given in the English language.
- When you go to the exam station to take your skills test, you must bring your valid TIPIC. Customers who are under 18 years of age must also bring a driver education certificate (see Driver Education Requirement, this chapter) and the notarized 50 hours affidavit. You must furnish a vehicle for your road test, and it must be in safe operating condition. Before your test is administered, the examiner will inspect

your vehicle. If it cannot pass inspection (see Inspection Standards, Chapter 5), the examiner can refuse to administer a test. During the driving portion, the examiner will ask you to perform a number of driving tasks. These may include stopping and starting, turning around, backing, making proper left and right turns, giving hand signals or using mechanical turn signals, driving in the proper lane, and maintaining a safe following distance. The purpose of the skills test is to determine whether you have successfully developed the required ability to operate your motor vehicle safely. To schedule a road test, visit www.ohiodrivingtest.com.

- The skills test has two parts: driving and maneuverability. During the test, you must have your safety belt fastened and drive with both hands on the steering wheel for complete control.
- The maneuverability test is conducted in two steps. Each step is to be completed in one continuous motion. The only instructions you will be given by the examiner are to steer to the right or the left of the point marker.

  STEP ONE: You must drive forward through a box (9 feet by 20 feet) formed by four markers. Note: All measurements are made from the center of the cone. Steer to the right or left of the point marker (20 feet ahead of box in center of course) as directed by the examiner. Steer to a straight ahead course and stop when the rear bumper of your car is even with the point marker and generally parallel with the course. (See diagram.)

  STEP TWO: From your stopped position at the end of STEP ONE, you must be able to back past the point marker. Straighten your car and back through the box and come to a stop with your front bumper even with the two rear markers and generally parallel with the course. During this step, if you stop your vehicle because you hit a marker, you must go back to the start and begin step two again. Before the test is complete, your vehicle must be removed from the test area without running over a marker or committing any other dangerous action.
- When you have successfully completed your skills test, the examiner may provide you with a receipt acknowledging completion of your skills test.
- You are not authorized to operate a motor vehicle without a licensed driver occupying the seat beside you. The Ohio Driver License must be obtained before the expiration date of your TIPIC.
- You must proceed to the Deputy Registrar and surrender your TIPIC. You will also be required to present acceptable documents (refer to 3 - 6), and pay all applicable fees (for current fees, visit www.bmv.ohio.gov).
- Applicants under the age of 18 must be accompanied by a parent or legal guardian to co-sign, who must also present either a valid driver license or a valid Ohio ID card or two other forms of acceptable documents verifying identification, (see Acceptable Documents List, 3 - 6).

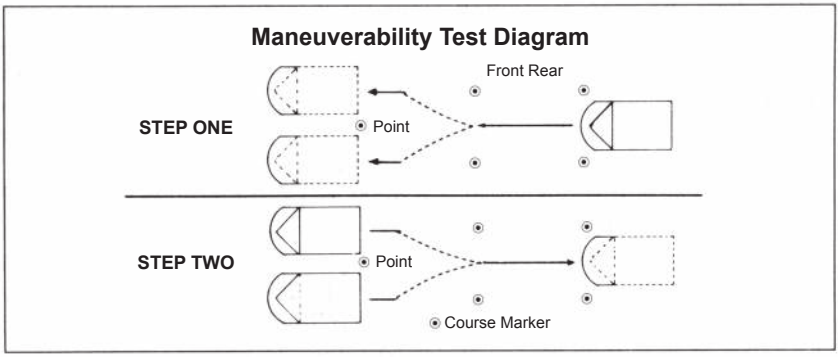

SCORING

Points are deducted for:

- Stopping to check progress
- Bumping markers
- Misjudging stopping distance
- Not parallel with test area
- Immediate failure = running over or knocking down a marker, removing a marker completely from its designated area or other dangerous action.

NOTE: The parent or legal guardian who co-signs a minor's application for a license is jointly and severally liable with the minor for any damages caused by negligence or willful misconduct while operating a motor vehicle until the minor has passed his or her 18th birthday. If the minor is involved in a collision, co-signer liability can be eliminated by filing proof of financial responsibility on behalf of the minor with the Bureau of Motor Vehicles (see Financial Responsibility, Chapter 6).

Driver Education Requirement

If you are applying for a driver license before your 18th birthday, you must obtain either commercial or high school driver education consisting of 24 hours classroom instruction and eight hours of driving instruction. You should also provide a notarized affidavit signed by a parent or guardian verifying your completion of 50 hours of driving experience before taking the skills test. At least 10 of these hours must be night driving. A driver education certificate must be presented when taking the skills test. To find the current list of driver training schools, refer to www.drivertraining.ohio.gov and click on Approved Schools. To schedule a road test, visit www.ohiodrivingtest.com.

Failure to Pass Test

If you fail the knowledge test, you must wait at least 24 hours before retaking the exam.

When taking the skills test, you will usually take the maneuverability test first. Upon successful completion of the maneuverability test, the road skills test

will be administered. If you fail either of the tests, you must wait at least seven days before re-testing. Only the section you failed must be retaken. If you fail the skills tests four times, you must wait six months before retesting.

Foreign Language Tests/Oral Tests/Tests for Hearing Impaired

Customers may take the knowledge test in Spanish, Arabic, Chinese, Russian, French, Somali and Japanese. In order to pass however, all customers must be able to understand directions and read traffic signs printed in English. For information on how to take a knowledge test in any other language, contact any driver license exam station.

At the discretion of the examiner, those who cannot read or write well enough to take a knowledge test may be permitted to take an audio version of the test in English. All such applicants must at least be able to read and comprehend traffic signs.

The hearing impaired who are unable to read or write well enough to take a knowledge test may take a knowledge test administered by an interpreter or in video format.

Non-Renewable/Non-Transferable Driver License

Temporary residents who are foreign nationals residing in Ohio temporarily may obtain a non-renewable/non-transferable Ohio driver license, not to exceed four years, which expires on the date indicated on the appropriate document issued by the United States Citizenship and Immigration Services. A non-renewable non-transferable driver license allows individuals to drive in Ohio and other states, but it cannot be transferred to another state. The words "non-renewable/non-transferable" will appear on the driver license card below the signature.

Non-U.S. citizens who are applying for a TIPIC must follow the instructions on page 7 of this digest. After you have successfully passed your vision and knowledge test, you must visit a deputy registrar agency where driver licenses are issued (listed under License Services in your Yellow Pages or at www.bmv.ohio.gov/county_lst.stm). You must bring your key#, issued by the exam station to the deputy registrar and the following documents:

1. A valid, unexpired passport or Passport Card
2. A U.S. Visa
3. Form I-94 issued by United States Citizenship and Immigration Service (USCIS)
4. And **ONE** of the following:
    - USCIS Form I-20, Student or Student Dependent; or
    - USCIS Form IAP-66 or DS2019, Exchange Visitor Status; or
    - USCIS, Employment Eligibility Verification (not expired more than 60 days); or
    - Any other BCIS issued document approved by the Bureau of Motor Vehicles.

You will be required to present unexpired documents verifying your legal presence in the United States at the time of renewal or for any other driver license

transaction requested throughout the duration of your stay. This rule also applies to those under the age of 21.

Who Cannot Obtain a Driver License

Under Ohio law, no driver license or TIPIC may be issued to any person who:

1. In the opinion of the Registrar of Motor Vehicles is suffering from a physical or mental disability or disease which prevents the person from exercising reasonable and ordinary control over a motor vehicle on the highways. (For full details of this provision, see Restricted License below.)
2. Is unable to understand traffic signs and directions in the English language.
3. Is an alcoholic or is addicted to the use of drugs or controlled substances to the extent that such use impairs a person's ability to operate a motor vehicle.
4. Has been judged mentally ill or incompetent and has not been restored to competency by a judicial decree.
5. Is or has been subject to any condition (such as epilepsy) resulting in episodic impairment of consciousness or loss of muscular control unless a qualified physician certifies that such condition is under control of medication or remission. (For full details of this provision, see Restricted License below.)
6. Is under suspension or revocation from Ohio or another jurisdiction
7. Is not a citizen of the United States (due to Legal Presence Law without legal documentation.)

Restricted License

Persons with certain medical problems or disabilities are issued "restricted" driver licenses which impose some limitation on driving privileges. Many common restrictions (lenses required, all hand controls, special mirrors required) can be noted by the examiner and indicated on your license.

A restricted license may be issued to any person otherwise qualified.

A person who is subject to a condition must present a statement from a licensed physician that the condition is under effective medical control, stating the period of time for which such control has been continuously maintained. Even when provided with a statement, the Registrar may refuse a license if subsequent medical examinations are given, and grounds for denial of a license are found.

Physician's statement forms are furnished by the exam stations when a physical or mental disability is indicated. If continued medical reports are required in order to re-validate a restricted license, the necessary forms are furnished by the Bureau of Motor Vehicles.

Military Personnel

Every person on active duty, and for six months following discharge from active duty, and any member of the United States Armed Forces, Peace Corps or V.I.S.T.A., is exempt from Ohio driver licensing requirements—providing that person held a valid Ohio driver license at the time he or she entered the military service.

Any Ohio resident returning to Ohio after being honorably discharged from the military service, Peace Corps or V.I.S.T.A. (without a mental or physical disability that would affect driving) may renew his or her expired driver license without undergoing a new examination providing: (a) the person held a valid Ohio license when entering the military service, and (b) the renewal application is filed no later than six months following the discharge. These provisions also apply to military spouses and dependents.

There are provisions in place for active duty military and their dependents to renew or apply for a replacement of their Class D Operator's driver license via mail while they are stationed outside the state of Ohio. The request for an out of state renewal packet should be made by contacting our Telecommunications department at (614) 752-7600 or www.bmv.ohio.gov with clicking on Contact BMV and email the Registrar.

Farm Vehicle Operators

Under Ohio law, no person is required to obtain a driver license for the sole purpose of operating a road roller, other road machinery, farm tractor or other farm implement which is drawn or propelled on a street or highway. Any person who operates a passenger car or a truck registered as a farm vehicle on public roadways is required to hold a valid license.

RENEWING YOUR LICENSE

Unless you receive a short-term medically restricted license, your Ohio driver license will expire on your fourth birthday after the date of issuance. If renewed more than 90 days before expiration, it will expire three years after issuance. If a license is issued prior to your 21st birthday, the license will expire on your 21st birthday. If you are under age 21, you are not eligible for renewal unless you are within 30 days of your 21st birthday. It is your responsibility to know when your license will expire. The expiration date is printed on the face of every license. To obtain a renewal license:

1. Go to the nearest deputy registrar license agency at any time before your license expires. You will need to present your Ohio driver license and any additional documents if requested (see Acceptable Documents List, 3 - 6). If you renew more than 90 days before your expiration date, you will have to renew again in three years rather than four years.
2. If you are eligible to renew and successfully complete the vision screening examination, the deputy registrar will update information on your license, collect the proper fees (for current fees, visit www.bmv.ohio.gov), take your photo, and issue your new four-year license immediately.

NOTE: There is no "grace period" for renewing your license. If you continue to drive on your license after it has expired, you will be risking a traffic citation. If you fail to renew within 45 days after the date of expiration, the Bureau of Motor Vehicles will mail an expiration notice to your last known address. Regardless of this notice, you will still be subject to a citation for driving on an expired license.

If you fail to renew within six months of your license expiration date, you will no longer be eligible for a renewal. In order to obtain a new license, you will have to complete all driver license examinations.

DUPLICATE LICENSES

If your driver license is lost, stolen, destroyed, damaged, confiscated, or suspended, a duplicate license can be obtained at your local deputy registrar agency. You will need verification of your identification by presenting one acceptable document (see Acceptable Document List, 3 - 6.) If the deputy registrar is able to verify your identity with the Bureau of Motor Vehicles database, your new license will be issued to you at the agency.

A fee is charged for the duplicate license, which expires on the expiration date of your original license. For current fees, visit www.bmv.ohio.gov.

HOLDERS OF A FOREIGN DRIVER LICENSE

Motorists who are residents of other nations and who are bona fide tourists visiting the United States may drive up to one year with their own national license plates (registration tags) on their vehicle and with their own driver license. (United States motorists may drive in foreign countries under the same conditions.)

These reciprocal privileges are made possible by the United Nations Convention on Road Traffic (Geneva 1949). If the name of the foreign motorist's nation is not recognized, a tourist will have to purchase license plates and obtain a driver license upon arrival in the United States.

Every visiting motorist from a ratifying country should also carry an International Driving Permit, but this is not obligatory. This permit, printed in the official languages of the United Nations, is helpful when local police speak only one language and may be essential in case of emergency. Even with an International Driving Permit, visiting motorists must have a valid license issued in their country of residence.

If you are a holder of a valid foreign driver license and wish to convert to an Ohio driver license, you must take and pass all required tests (vision, knowledge, driving and maneuverability). People from some countries may need to obtain a Temporary Instructional Permit Identification Card (TIPIC).

If your country does not have reciprocal privileges with the United States, you must visit an Ohio BMV driver license exam station (see Appendix A - Driver License Exam Stations).

REGULATIONS REGARDING LICENSE USE

1. Failure to display license - A person must display a driver license or furnish proof of having a license upon demand of any police officer or person injured in a collision.
2. Fraud - No person may display or possess a driver license knowing the license is fictitious or has been canceled, revoked, suspended or altered.
3. No person may use a false or fictitious name or address on a license application.

4. Lending license - No licensed driver may lend or knowingly keep another person's license to use.
5. Failure to surrender license - No person shall fail to surrender to the Registrar of Motor Vehicles, upon demand, a license or TIPIC which has been suspended, canceled or revoked.
6. No person shall authorize or knowingly permit a motor vehicle owned by him/her or under his/her control to be driven by any person who has no legal right to do so.
7. No person shall cause or knowingly permit any person to operate a motor vehicle without a valid TIPIC or driver license.
8. No person shall permit his/her license to be used by a person under the legal age for the purchase of alcoholic beverages.

ORGAN DONOR INFORMATION

Ohio law makes it possible for all licensed drivers or identification card holders to register as organ, eye and tissue donors in the Ohio Donor Registry. The deputy registrar will ask if you are interested in donating your organs, eyes, and tissues upon your death when you apply for a license or identification card. If you agree to do so, an organ donor symbol will be printed on the front of your license or identification card. The Bureau of Motor Vehicles has developed the Ohio Donor Registry to allow individuals to make anatomical gifts at the time of their death. This is designated on the individual's driver or commercial driver license or motorcycle operator's license, scooter license, or identification card or endorsement. The BMV maintains the Ohio Donor Registry 24 hours a day, seven days a week.

Customers that wish to be removed from the Ohio Donor Registry, can make that request at anytime. Those 15 1/2 - 17 can register their donation decision without the consent of a parent or guardian, however, if an individual dies before they turn 18, their parent or guardian can amend or revoke their donation decision. For individuals 18 or older, their legal next-of-kin cannot revoke or amend their authorization.

Individuals who want to specify what they would like to donate or for what purposes should fill out an Ohio Donor Registry enrollment form, which is located in the Donate Life Ohio brochure, available at all deputy registrar locations, or by registering their decision online through the BMV website. All Ohioans are also encouraged to speak with their families concerning their donation decision. For further information or questions, please contact your local deputy registrar or your local organ procurement agency (see Appendix B — Organ Donor Information).

In addition, when you apply or renew your license or state identification card, the deputy registrar will also ask you if you would like to voluntarily donate $1 for the promotion of organ, eye and tissue donation. Called the "Second Chance Trust Fund," these contributions support donation education in Ohio. Funded since 1997, the Second Chance Trust Fund is administered by the Ohio Department of Health.

Appendix B — Organ Donor Information/NOK Emergency Contact
(Located on Page 78 in the Digest of Ohio Motor Vehicle Laws Booklet)

Organ Procurement Agencies in Ohio

Central and Southeast Ohio
Lifeline of Ohio
(614-291-5667)
www.lifelineofohio.org

Northeast Ohio
Lifebanc
(216-752-5433)
www.lifebanc.org

Northwest and West Central Ohio
Life Connection of Ohio
Dayton (937-223-8223)
Toledo (419-893-4891)
www.lifeconnectionsofohio.org

Southwest Ohio
LifeCenter Organ Donor Network
(513-558-5555)
www.lifepassiton.org

LIVING WILL

Upon application for a license or identification card, Ohio law provides the opportunity for you to declare whether or not you have executed a valid durable power of attorney for health care or have executed a declaration governing the use of life-sustaining equipment or treatment. If you have executed these declarations, you may choose to indicate so by having the applicable symbol printed on your license or identification card.

TITLING A MOTOR VEHICLE

An Ohio motor vehicle dealer is required to provide a new title in your name within 30 days of the purchase of a new or used vehicle. Ensure the dealer has your complete legal name and address as it must appear on the title.

If you buy a vehicle from an individual, you are responsible for the transfer of the title. Make sure the seller has properly assigned and notarized the title to you completing all areas such as price, mileage and buyer's complete legal name and address. The new title may be obtained from any Clerk of the Courts of Common Pleas Title Office in any county. DO NOT complete any part of the application on the reverse side of the title, unless it is done before a Notary Public. The application must be notarized. Contact your local Clerk of the Courts of Common Pleas Title Office for title fees and sales tax rate.

Exportation of Titled Vehicles

Certain limitations apply to those persons who wish to export their titled vehicle outside the United States on a temporary or permanent basis. For further information, contact Title Support Section of the Bureau of Motor Vehicles at (614) 752-7671.

LICENSE PLATE INFORMATION

Ohio residents have three options to renew their vehicle tags. The Bureau of Motor Vehicles mails renewal applications to vehicle owners at least 45 days before they are due. Vehicle owners have the choice of mailing their applications and payment immediately upon receipt, stopping by a local deputy registrar office to complete the application process anytime before their registration expires, or by logging on to www.oplates.com. Vehicle registrations expire by the owner's birthday. Address changes can be updated through www.oplates.com, mail, or by calling 1-800-589-8247.

Any questions concerning Ohio vehicle license plates should be directed to 1-800-589-TAGS (1-800-589-8247), or www.oplates.com.

2 - DRIVER LICENSING & VEHICLE REGISTRATION
(New Residents)

DRIVER LICENSE FOR NEW RESIDENTS

New Ohio residents who hold a valid driver license from another state should follow these steps to obtain an Ohio license:

1. Visit any Ohio BMV Driver license exam station (see Appendix A - Driver License Exam Stations), present your valid out-of-state driver license, and submit to a vision screening. If you hold a valid out-of-state CDL, you will be required to take the vision and any necessary knowledge testing. If your out-of-state driver license does not have your Social Security number listed, you must also present your Social Security card as proof of your number (see Acceptable Documents List, pages 3 - 6).
2. While the skills tests are generally waived for new residents, examiners may require a skills test of driving and maneuverability at their discretion. Skills tests are given by appointment only. New residents under 18 years of age must present proof of driver education (see Driver Education Requirement, Chapter 1). If driver training was completed in another jurisdiction, your out-of-state driver education certificate must be presented to the examiner at the exam station. Your out-of-state certificate must indicate the number of hours of classroom training and the number of hours of behind-the-wheel training.
   NOTE: If training received outside of Ohio does not meet Ohio's requirements, an Ohio driver education course must be completed.
3. The examiner will check the Problem Driver Pointer System (PDPS) to determine if you are under suspension or revocation in any other state. If you are under suspension or revocation, you will not be eligible for licensing in this state until you provide a clearance letter.
4. If you have a disability or medical condition which affects your license status, your application will be processed exactly the same as an Ohio resident with the same condition.

5. Within 60 days of passing your vision screening, you must visit a deputy registrar agency where driver licenses are issued (listed under License Services in your Yellow Pages or at http://www.bmv.ohio.gov/locations.aspx).
6. You will be required to surrender most out-of-state licenses you hold. Under Ohio law, no person shall be permitted to have more than one valid license at any time. You will also need to present acceptable documentation (see Acceptable Documents List, pages 3 - 6). The deputy registrar licensing agency will process your application, collect the appropriate fees, take your photograph and issue your license.

NOTE: Once you have become an Ohio resident (taken a job, signed a lease, bought a home, enrolled children in school, etc.), you are obligated to obtain an Ohio driver license within 30 days.

CONVERTING OUT-OF-STATE CERTIFICATE OF TITLE

In order to convert an out-of-state certificate of title to Ohio (ownership evidence is a prerequisite for permanent Ohio registration), new residents should:

1. Contact any Clerk of Courts Title Office to determine their hours and location and ask any questions you have. All Ohio titles are issued at the county level by the Clerk of Courts Title Office.
2. Obtain the required documents for title transfer or conversion from another state: the original title document from the former state, and you must have an out-of-state inspection (vehicle identification number verification). The inspection form may be completed at all deputy registrar license agencies as well as most new/ used car dealerships in Ohio at a cost of $5.00. The vehicle must be taken to the inspection station for this service. Please contact the dealer service department prior to arrival.

Any additional information requested should be directed to any County Clerk of Courts Title Office or the Bureau of Motor Vehicles, Title Support Section, P.O. Box 16520, Columbus, Ohio 43216-6520, (614) 752-7671. Please refer to your county listings for the Clerk of Courts, Auto Title Department, for your local title office.

If the vehicle coming in from another state is owned by a leasing company, the person obtaining the title will need a notarized power of attorney from the leasing company to perform title issuance.

All licensed Ohio automobile dealers are required by law to deliver the Certificate of Title to their customers within 30 days after delivery of the vehicle.

A vehicle purchased from another individual will need to be titled in any county, providing proper assignment from the seller and federal odometer requirements have been met by both parties.

Ohio title law determines that ownership listed in more than one name is considered joint ownership and signatures of all owners are required for title application.

CONVERTING OUT-OF STATE VEHICLE REGISTRATION

In order to convert out-of-state license tags to Ohio plates, new residents should follow these steps:

1. Visit a nearby vehicle inspection station (deputy registrar license agencies, most new car dealerships and some used car dealers provide this service) to have your car's vehicle identification number verified. You will receive an official inspection certificate.
2. Take this certificate and your out-of-state title (or other official ownership document) to the county Clerk of Courts Title Office in your Ohio county of residence. If there is a loan outstanding on the vehicle, you will also need a certified copy of the security agreement (call the County Clerk for full details). When all necessary documents are presented, the county Clerk of Courts Title Office will issue an Ohio title certificate for your vehicle.
3. Take your new Ohio title to the nearest deputy registrar license agency, along with proof of your Ohio driver license, Ohio identification card or Social Security number. The deputy registrar license agency will collect the appropriate registration fee for the remainder of the current license year and issue you a set of plates along with the necessary validation stickers and registration documents.
4. Emission test is required in the following seven (7) counties; Cuyahoga, Geauga, Lake, Lorain, Medina, Portage, and Summit. Call Environmental Protection Agency (EPA) at 1-800-CAR-TEST (1-800-227-8378) for questions and further details.

NOTE: By law, the specific individual who is the legal owner of a vehicle must personally apply for his/her Ohio title certificate and license plates. Unless an official power-of-attorney form is completed by the legal owner, no other person may complete these transactions. For registration purposes, one may use a signed, notarized power of attorney form, or an Authorization to Register (form BMV 5736) which does not require notarization and may be found at bmv.ohio.gov.
NOTE: Customers are required to show proof of Social Security number on initial vehicle registrations when no valid Ohio driver license or Ohio identification card is presented.
NOTE: Within thirty days of becoming a resident of this state, any person who owns a motor vehicle operated or driven upon the public roads or highways shall register the vehicle in this state. If such a person fails to register a vehicle owned by the person, the person shall not operate any motor vehicle in this state under a license issued by another state. Whoever violates this law is guilty of a minor misdemeanor. (R.C. 4503.111)

LEASED VEHICLE INFORMATION

If the vehicle is leased then signatures from lessor and lessee are required.

The signature must be on the following:
• Renewal application (Lessee);

• Application for Out-of-State Registration by Mail (BMV 4625) - (Lessee);
• Power of Attorney (BMV 5736) - (Lessee or Lessor);
• Leasing company power of attorney (unless there is an electronic power of attorney on file with the Bureau of Motor Vehicles) - (Lessor only).

3 - COMMERCIAL DRIVER LICENSING

CLASSES OF COMMERCIAL DRIVER LICENSES (CDL)

All operators of commercial motor vehicles in the following classes are required to hold a commercial driver license unless the operator is exempt (see page 22 for CDL exemptions).

The classes of commercial driver licenses and the types of commercial motor vehicles they authorize the license holder to operate are as follows:

1. Class A - any combination of vehicles with a combined gross vehicle weight rating of 26,001 pounds or more if the gross vehicle weight rating of the vehicle or vehicles being towed is in excess of 10,000 pounds.
2. Class B - any single vehicle with a gross vehicle rating of 26,001 pounds or more or any such vehicle towing a vehicle having a gross vehicle weight rating that is not in excess of 10,000 pounds.
3. Class C - any single vehicle, or combination of vehicles, that is not a Class A or Class B vehicle, but that either is designed to transport 16 or more passengers, including the driver, or is placarded for hazardous materials and any school bus with a gross vehicle weight rating of less than 26,001 pounds that is designed to transport fewer than 16 passengers including the driver.

The higher-class CDL allows you to drive vehicles in any of the lower classes, provided you have the correct endorsements. Endorsements are required for:

- Vehicles designed to carry 16 or more passengers
- Double or triple trailers
- Tank vehicles
- Placarded amounts of hazardous materials
- School buses

WHO NEEDS A CDL

You need a CDL if you operate any of the following vehicles:

1. Any combination of vehicles with a combined gross vehicle weight rating of 26,001 pounds or more, provided the gross vehicle weight rating of the vehicle or vehicles being towed is in excess of 10,000 pounds.
2. Any single vehicle with a gross vehicle rating of 26,001 pounds or more, or any such vehicle towing a vehicle having a gross vehicle weight rating that is not in excess of 10,000 pounds.
3. Any single vehicle or combination of vehicles that is not a Class A or Class B vehicle, but either is designed to transport 16 or more passengers including the driver, or is placarded for hazardous materials.

What CDL License is Required?

There are three types of Commercial Driver Licenses: CLASS “A”, CLASS “B”, and CLASS “C”. To see if a Commercial Driver license is required, follow the instructions and answer the questions below:

1. Read the first question. Choose the appropriate answer (YES or NO).
2. Follow the arrow from the selected YES or NO answer to the next box.
3. Read the question and choose the appropriate answer (YES or NO).
4. Continue this process until you reach the box stating the type of CDL required.

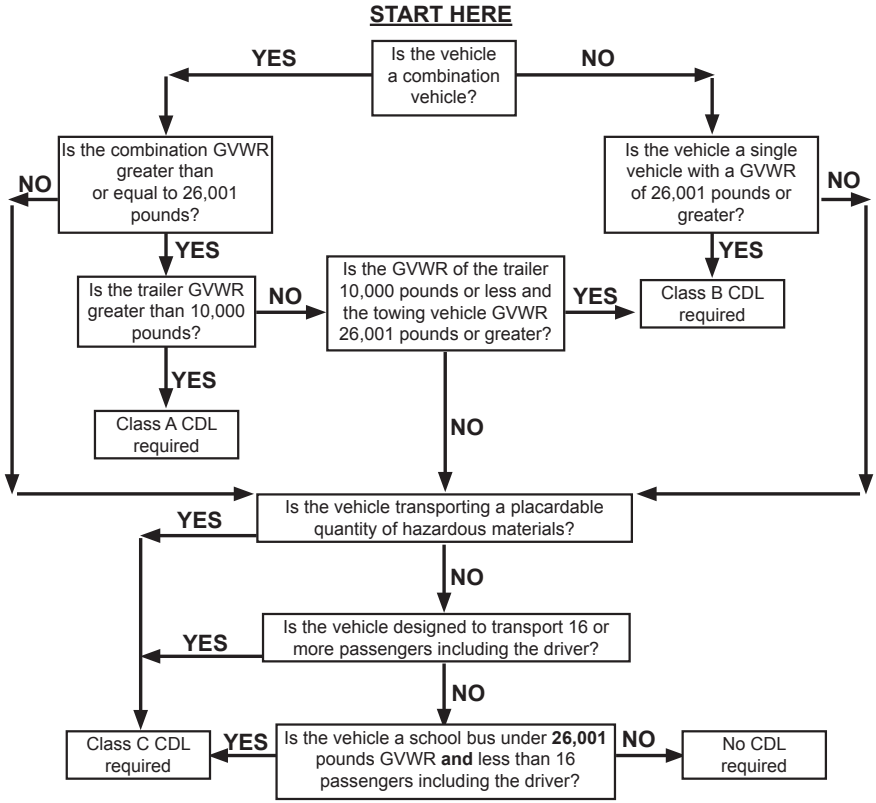

GVWR - Means the value specified by the manufacturer as the maximum loaded weight of a single or a combination vehicle. The gross vehicle weight rating of a combination vehicle is the gross vehicle weight rating of the power unit plus the gross vehicle weight rating of each towed unit. (revised 6/18/02)

4. Any school bus with a gross vehicle rating of less than 26,001 pounds that is designed to transport fewer than 16 passengers including the driver.
5. A vehicle transporting hazardous materials for which placarding is required by regulations adopted under the Hazardous Materials Transportation Act 88 Stat. 2156 (1975), 49 U.S.C.A. 1801, as amended.

The following endorsements and restrictions apply to commercial driver licenses:

CDL ENDORSEMENTS

- **H** - authorizes the driver to drive a vehicle transporting hazardous materials in amounts requiring a placard.
- **N** - authorizes the driver to drive tank vehicles.
- **P** - authorizes the driver to drive vehicles designed to transport 16 or more passengers
- **S** - authorizes the driver to drive school buses.
- **T** - authorizes the driver to drive double and triple trailers.
- **X** - authorizes the driver to drive tank vehicles transporting hazardous materials in amounts requiring a placard.

CDL RESTRICTIONS

- **E -** restricts the driver to only drive automatic transmission commercial motor vehicles.
- **K** - restricts the driver to only intrastate operation.
- **L** - restricts the driver to vehicles not equipped with air brakes.
- **M** - used in conjunction with a passenger endorsement, authorizes the driver to drive Class A vehicles designed for fewer than 15 passengers and all lesser classes of vehicles without restriction to the number of passengers.
- **N** - used in conjunction with a passenger endorsement, authorizes the driver to drive Class A or B vehicles designed for fewer than 15 passengers and all lesser classes of vehicles without restriction as to the number of passengers.
- **O** - restricts the driver from driving tractor – trailer commercial motor vehicles.
- **P4** - restricts the driver to driving Class C school buses designed to transport fewer than 16 passengers including the driver.
- **V** - indicates the existence of a medical variance.
- **W** - restricts the driver to the operation of commercial motor vehicles in accordance with a Restricted CDL for farm-related service industries issued under ORC 4506.24.
- **Z** - restricts the driver to only drive commercial motor vehicles not equipped with full air brake.

CDL EXEMPTIONS

The law exempts these categories from the CDL:

1. A farm truck (a truck controlled and operated by a farmer for use in the transportation to or from a farm, for a distance of no more than 150 miles, of products of the farm, supplies for the farm, or other purposes connected with the operation of the farm. The truck must be operated in accordance with ORC 4506.03(B) and is not used in the operation of a motor transportation company or private motor carrier).
2. Fire equipment for a fire department, volunteer or non-volunteer fire company, fire district or joint fire district.

3. A public safety vehicle used to provide transportation or emergency medical service for ill or injured persons ("public safety vehicle" includes every vehicle that has the same meaning as in ORC 4511.01 (E) (1) & (3)).
4. A recreational vehicle (includes every vehicle that is defined as a recreational vehicle in ORC 4501.01, and is used exclusively for purposes other than engaging in business or profit).
5. A vehicle that is operated for non-business purposes.
6. A vehicle operated for military purposes by any member or uniformed employee of the Armed Forces of the United States.

PROCEDURES FOR OBTAINING A CDL

To get a CDL or CDL TIPIC, you are required to be at least 18 years of age and have a valid state driver license. Study manuals are available at all deputy registrar license agencies and exam stations. You need to apply for a TIPIC and self-certify your expected type of commercial driving.

Take your valid Ohio driver license and/or Ohio TIPIC to any exam station (see Appendix A - Driver License Exam Stations) when undergoing the testing requirements applicable to your driver license upgrade or to add an endorsement.

After successfully passing the applicable exam, report to a deputy registrar office where driver licenses are issued (listed under License Services in your Yellow Pages or at www.bmv.ohio.gov/county_lst.stm). You must present your valid license and acceptable documents. The deputy registrar will issue you a TIPIC to drive a commercial motor vehicle only when accompanied by a person who holds a valid CDL that is also valid for the type of vehicle being driven. This person must occupy the seat beside the TIPIC holder. The TIPIC is valid for six months from the date of issuance. A CDL TIPIC can only be purchased twice within a two-year period.

TESTING

Both the knowledge and the skills tests are normally required to receive a CDL. The skill test consists of a pre-trip inspection, basic skills and road test. This takes approximately two hours to complete. You will need to provide a vehicle appropriate to the class of license you are applying for, including a passenger vehicle or school bus (designed to carry 16 or more persons including the driver) if applying for a passenger or school bus endorsement.

If you wish to upgrade in class, add a passenger or school bus endorsement or remove an air brake restriction after a CDL is issued, both the knowledge and skill tests are required.

FEES

To obtain a CDL skills test receipt, you will need to visit a deputy registrar agency (listed under License Services in your Yellow Pages or at www.bmv.ohio.gov/county_lst.stm). The receipt consists of the following fees:

- Pre-trip inspection portion ($10 state, $20 third party);

- Off-road maneuvering portion ($10 state, $20 third party); and
- Road portion of the test ($30 state, $45 third party).

RENEWAL/UPGRADE

When applying for a renewal or upgrade of a CDL, all applicants shall:

- Provide any updated information.
- In order to renew a CDL with a hazardous material endorsement or upgrade to a CDL with a hazardous material endorsement, pass a knowledge test and complete a new application for a Security Threat Assessment through TSA (877-429-7746).
- Self-Certify to their expected type of driving.
- Provide a completed medical examiners certificate (med card/ODOT card) if applicable.

MEDICAL AND SELF-CERTIFICATION REQUIREMENTS FOR COMMERCIAL DRIVER LICENSE

Beginning January 30, 2012, new federal regulations require ALL Commercial Driver License (CDL) holders and CDL TIPIC applicants to self-certify their expected type of commercial driving and provide a completed medical examiners certificate (med card/ODOT card/MECERT) if applicable. Please visit www.bmv.ohio.gov for a copy of the form BMV 2159. For any questions, look under General Information, "New Federal Regulations for CDL holders effective January 30, 2012."

Failing to self-certify by completing the required BMV 2159 and/or submitting the required Medical Examiner's Certificate (Med Card/ODOT Card/MECERT) will cause a cancellation of commercial driving privileges and prevent the issuance of a CDL until compliant.

All CDL holders MUST Self-Certify to one of four categories:

Category 1: Non-Excepted INTERSTATE (across state lines) (Driver must submit completed MERCT)

Category 2: Excepted INTERSTATE (across state lines)

Category 3: Non-Excepted INTRASTATE (exclusively within Ohio)

Category 4; Excepted INTRASTATE (exclusively within Ohio)

This change is in reference to new federal regulations CFR 49 part 383, 384, 390 and 391. The regulations can be found online at www.fmcsa.dot.gov or direct your inquiries to: Ohio Bureau of Motor Vehicles, CDL/Out of State Processing, P.O. Box 16784, Columbus, Ohio 34216-6784 or contact the Ohio BMV at 614-752-7600.

4 - MOTORCYCLE/SCOOTER & MOTORIZED BICYCLE REGULATIONS

MOTORCYCLE LAWS AND REGULATIONS

When riding on public roadways, motorcyclists are required to follow all other traffic laws that apply to four-wheeled vehicles. (For in-depth information on motorcycle laws and safe riding practices, study the "Ohio Motorcycle Operator's Manual.")

Definition of Motorcycle

A motor vehicle with motive power having a seat or saddle for the use of the operator, designed to travel on not more than three wheels in contact with the ground, and having no occupant compartment top or occupant compartment top that can be installed or removed by the user.

Definition of Motor-driven cycle or Motor Scooter

Any vehicle designed to travel on not more than three wheels in contact with the ground, with a seat for the driver and floor pad for the driver's feet, and is equipped with a motor with a piston displacement between fifty and one hundred fifty cubic centimeters piston displacement that produces not more than five brake horsepower and is capable of propelling the vehicle at a speed greater than twenty miles per hour on a level surface.

Registration of a Motorcycle

Any person operating a motorcycle on public roadways must register it annually with the Bureau of Motor Vehicles and hold a valid motorcycle license or endorsement.

Special Laws for Motorcycle/Scooter Riders

1. Riding abreast: ORC 4511.55B prohibits persons who operate motorcycles or bicycles upon a public roadway from riding more than two abreast (side by side) in a single lane, except on paths or parts of a roadway set aside for the exclusive use of motorcycles, scooters, or bicycles.
2. Helmets and eye protection: State law requires all motorcycle operators and passengers to wear safety glasses or other approved protective eye devices at all times when riding on the street per O.A.C. 4501-17-04. The law also requires that the following persons wear an approved protective safety helmet which meets Federal Department of Transportation (U.S. DOT) standards at all times when riding on the street:
    - All motorcycle/scooter operators and passengers who are under 18 years of age
    - All novice operators regardless of age. A novice is defined as anyone who has had less than one year of experience as a licensed motorcycle/scooter operator.
    - All motorcycle and scooter passengers, regardless of age, when they are riding with a driver who is legally required to wear a helmet
3. Equipment regulations: State law requires that every motorcycle operated on public roadways must be equipped with the following:

- At least one, but no more than two headlights
- At least one taillight/brake light
- A white license plate light
- A horn which can be heard for at least 200 feet
- At least one rearview mirror positioned so that the rider has a clear view of the roadway behind the vehicle
- Handlebars that do not rise higher than the shoulders of the operator when seated on the operator's seat or saddle; R.C. 4511.53
- Turn signals on all motorcycles manufactured after January 1, 1968

4. Motorcycle passengers: Bucket or bench seats for passengers are illegal. Riders must be seated astride the cycle, with one leg on either side. Passengers may only be carried on a firmly attached regular seat.

APPLYING FOR YOUR MOTORCYCLE LICENSE

1. A "Motorcycle-only License" is a restricted driver license which authorizes the holder to operate motorcycles only.
2. A "Motorcycle Endorsement" is an add-on permit issued to persons who already hold a current, valid Ohio driver license. It authorizes the holder to operate motorcycles in addition to other types of vehicles.

The holder of a two-wheeled motorcycle endorsement or license may operate a two- or three-wheeled motorcycle and a scooter. The holder of a three-wheeled motorcycle endorsement or license is restricted to the operation of a three-wheeled motorcycle.

Special Restrictions for a Motorcycle/Scooter TIPIC

1. Daylight riding only
2. No passengers
3. Not valid on heavily congested roadways or limited access highways
4. Must wear a helmet and have eye protection

To Obtain a Motorcycle/Scooter-only License

1. You must be 15 years and six months of age or older to obtain a motorcycle/scooter TIPIC. To obtain a motorcycle/scooter license, you must hold your TIPIC for six months from date of issuance. A person under the age of 18 must complete the 50 hour affidavit, an approved drivers education course and the motorcycle safety and education program, as well as the graduated driver license requirements. Motorcycle Ohio is available to all Ohio motorcycle operators. (Call 1-800-83-RIDER or visit www.motorcycle.ohio.gov).
2. First, complete the first five steps on page 7 for first-license applicants.
3. You must pass a motorcycle/scooter knowledge test. You should study section four in this digest and the "Ohio Motorcycle Operator's Manual." All questions on the knowledge exam are based on information from these two manuals. After you have successfully passed your vision and

knowledge test, the examiner may take your photograph and provide you with a receipt that you may present at a deputy registrar agency.

4. You must report to a deputy registrar agency (listed under License Services in your Yellow Pages or at www.bmv.ohio.gov/locations.aspx) and obtain your motorcycle/scooter TIPIC within 60 days of passing your knowledge test. You may bring the receipt and two acceptable documents showing proof of your name, date of birth, and your Social Security number, if ever assigned (see Acceptable Documents List, pages 3 - 6). After verifying your acceptable documents and your photo image, the deputy will proceed with the issuance of your motorcycle /scooter TIPIC. This motorcycle/scooter TIPIC must be retained on your person at all times during each step of the licensing process. The motorcycle/scooter TIPIC will allow you to practice for the motorcycle skills test by riding during daylight hours with no passengers. The motorcycle/scooter TIPIC is not valid on any limited access highway or heavily congested roadway, and you must wear an approved protective helmet and eye protection. The TIPIC expires one year from the date of issuance.
5. When your riding skills are developed, call any exam station to schedule a skills test. When appearing at the exam station, present your valid motorcycle/scooter TIPIC. (For more information on the skills test, see Taking the Skills Test, this chapter.)
6. The skills test of your motorcycle/scooter operating ability is administered by an examiner on an off-street course. You must furnish a street-legal motorcycle/scooter in safe working condition for the test.
7. Once you have passed your skills test, you may return to a deputy registrar agency and surrender your motorcycle/scooter TIPIC to obtain your motorcycle/scooter license only prior to the expiration of your motorcycle TIPIC. You will also be required to present a document verifying your Social Security number, if ever assigned. The deputy will collect a fee (for current fees, visit www.bmv.ohio.gov) and issue your motorcycle/scooter license.

IMPORTANT: If you are under 18 years of age, your application must be co-signed by a parent or legal guardian at the time you apply. A co-signer must also present two forms of acceptable documents verifying identification (see Acceptable Document List, pages 3 - 6). This means that a parent or legal guardian must accompany any applicant who is under 18 years of age to the deputy registrar agency.

To Obtain a Motorcycle/Scooter Endorsement

1. You must hold a valid Ohio driver license when visiting any exam station (see Appendix A - Driver License Exam Stations). No appointment is necessary to take the knowledge test and vision screening, but be sure to verify days and hours for each exam station. Drivers under the age of 18 must complete the Motorcycle Ohio training program, as well as

the graduated driver license requirements. Call 1-800-83-RIDER (1-800-837-4337). Motorcycle Ohio is available to all Ohio motorcycle operators (www.motorcycle.ohio.gov).

2. Follow steps 3 through 6 in To Obtain a Motorcycle/Scooter-only License.
3. Once you have passed your skills test, you may return to any deputy registrar agency and surrender your Ohio driver license. You must obtain your Ohio license before the expiration date or your TIPIC. The deputy will re-issue your license and add the motorcycle/scooter endorsement. Provided you are age 21 or older and not within your renewal period, the expiration date of your license will remain the same. You will also be required to present acceptable documents (see Acceptable Documents List, pages 3 - 6). There is a fee to add an endorsement (for current fees, visit www.bmv.ohio.gov). When adding a motorcycle/scooter endorsement to your Ohio license while in your renewal period, the endorsement is added at no additional charge.
4. The skills test of your motorcycle/scooter operating ability is administered by an examiner on an off-street course. You must furnish a street-legal motorcycle/scooter in safe working condition for the test.
5. Once you have passed your skills test, you will obtain a receipt with a confirmation number to present at a deputy registrar agency to obtain your TIPIC within 60 days of passing your knowledge exam. You must bring two documents that verify your name, date of birth and Social Security number, if ever assigned. (Refer to pages 3 - 6 for Acceptable Documents List.) After verifying your acceptable documents and your photo image, the deputy will proceed with the issuance of your TIPIC. This TIPIC must be retained on your person at all times during each step of the licensing process. If you lose this card, please visit your local deputy registrar agency and purchase a replacement TIPIC.

IMPORTANT: If you are under 18 years of age, your application must be co-signed by a parent or guardian at the time you apply. A co-signer must also present two forms of acceptable documents verifying identification (see Acceptable Document List, pages 3 - 6). This means that a parent or guardian must accompany any applicant who is under 18 years of age to any deputy registrar agency.

Taking the Skills Test

Motorcycle/Scooter-only Applicants

Present a valid TIPIC and the appropriate vehicle. You must bring an approved helmet and eye protection and provide a street-legal motorcycle/scooter in safe operating condition. The motorcycle must have a firmly attached seat with handlebars that do not rise higher than the shoulders of the operator when seated on the operator's seat or saddle; R.C. 4511.53. It must be equipped with all required safety equipment. Failure of the vehicle to comply with any of the above is grounds for denial of the skills test.

Motorcycle/Scooter Endorsement Applicants

Present a valid Ohio driver license, validated TIPIC and appropriate vehicle. You must bring an approved helmet and eye protection and provide a street-legal motorcycle/scooter in safe operating condition. The motorcycle must have a firmly attached seat with handlebars that do not rise higher than the shoulders of the operator when seated on the operator's seat or saddle; R.C. 4511.53. It must be equipped with all required safety equipment. Failure of the vehicle to comply with any of the above is grounds for denial of the skills test.

New Ohio Residents

New Ohio residents who hold a valid out-of-state motorcycle-only license, scooter-only license, or valid out-of-state driver license with a motorcycle/scooter endorsement may obtain the same type of license by completing the vision tests. No skills test is required. If under 18 years of age, you must meet Ohio requirements.

The Motorcycle Ohio Program

The Ohio Department of Public Safety's Motorcycle Ohio program offers a course in motorcycle safety and education at locations across the state. This course has a nominal non-refundable tuition fee for all individuals. The Motorcycle Ohio program is required for individuals under 18 years of age before they can apply for a motorcycle operator's endorsement and/or license. For more information visit www.motorcycle.ohio.gov.

While aimed at the new operator, the course is valuable and challenging to all skill levels. Motorcycles, helmets and student workbooks are provided. For more information, call 1-800-83-RIDER. Motorcycle operators who successfully complete the Motorcycle Ohio program are not required to take a skills test from a state examiner.

SHARING THE ROAD WITH MOTORCYCLISTS

A motorist must:

- Share the road with motorcycles and scooters. The motorcyclist has the same right to use the public road as any other driver.
- Maintain a "safety zone" of approximately three seconds between the car and the motorcyclist.
- Pass a motorcyclist only when it can be done safely.
- Leave ample room when turning after passing a motorcyclist so the motorcyclist is not cut off when the motorist slows for the turn.
- Not attempt to share the same lane beside a motorcyclist.
- Be aware of major hazards to motorcyclists such as potholes, gravel, wet, slippery or grooved pavement and railroad crossings that can cause a motorcyclist to change speed or direction suddenly.

MOTORIZED BICYCLES

No person may operate a motorized bicycle (moped) on any public roadway or private property used by the public unless the person:

- Is 14 years of age or older and has obtained an Ohio motorized bicycle operator's license.
- Holds a valid Ohio driver license, motorcycle/scooter license.

No person whose license is under suspension is eligible to apply for a motorized bicycle operator license.

Definition of a Motorized Bicycle

Section 4511.01(H)(2) of the Ohio Revised Code defines a motorized bicycle as any vehicle with two tandem wheels or one front and two rear wheels which is capable of being pedaled and is also equipped with a helper motor. The law specifies that the helper motor must:

- Have a piston displacement of no more than 50 cubic centimeters.
- Produce no more than one-brake horsepower.
- Propel the vehicle to a maximum speed of no greater than 20 mph on a level surface.

Any motor-driven or motor-assisted cycle which exceeds any of these limitations is legally a motorcycle/scooter and is subject to all vehicle registrations and operator licensing requirements that apply to full-sized motorcycles/scooters.

In addition to the requirements listed above, all motorized bicycles must be approved by the director of the Ohio Department of Public Safety as meeting the basic equipment standards (see Equipment, this chapter). A vehicle does not become a motorized bicycle until the Department of Public Safety includes that vehicle on its approved list. For a copy of the list of all makes and models approved for registration in Ohio as a moped, write to: Vehicle Information Services, Ohio Department of Public Safety, P.O. Box 16521, Columbus, Ohio 43216-6521.

The Motorized Bicycle License

A motorized bicycle operator license allows the holder to operate motorized bicycles only. It does not allow the holder to operate a motorcycle, a scooter, a passenger car or any type of motor vehicle. It does not take the place of a TIPIC or any other type of Ohio driver license.

Motorized bicycle operator licenses are issued at any deputy registrar agency when required testing is completed. There is a fee, and the license expires on the licensee's birthday in the fourth year after issuance. If the original license is lost, stolen or destroyed, a duplicate can be obtained for an additional fee. The duplicate will expire on the expiration date of the original license.

APPLYING FOR YOUR MOTORIZED BICYCLE LICENSE

If you are an Ohio resident 14 years of age or older, and you do not hold any other valid license, you may apply for a motorized bicycle operator license by following these steps:

1. Study and learn all materials in this digest.

2. Visit any exam station (see Appendix A - Driver License Exam Stations). No appointment is necessary to take the knowledge test and vision screening, but be sure to verify hours of operation for each exam station.
3. Follow steps 3 through 5 to obtain a motorcycle license.
4. Once you have passed your skills test, you must return to a deputy registrar office and surrender your motorized bicycle TIPIC. You will also be required to present acceptable documents (see Acceptable Documents List, pages 3 - 6). The deputy will take your photograph, collect a fee and issue your motorized bicycle license.
5. When your riding skills are developed, call any exam station to schedule a skills test. When appearing at the exam station, you must present a valid TIPIC.
6. A skills test will be administered by an examiner on an off-street course. Applicants must furnish their street-legal motorized bicycle, protective helmet and eye protection during the test.
7. Take the TIPIC to any deputy registrar agency and apply for a motorized bicycle license. This license will be valid for four birthdays. There is a fee for this license (for current fees, visit www.bmv.ohio.gov).

SPECIAL LAWS FOR MOTORIZED BICYCLE RIDERS

- Motorized bicycle operators under the age of 18 are required to wear protective helmets whenever they operate these vehicles. The helmets must meet Federal Department of Transportation (U.S. DOT) standards.
- Passengers are prohibited on motorized bicycles.
- Motorized bicycles must be operated within three feet of the right-hand side of the roadway when practical.
- If an operator is under 16 and is convicted of one traffic violation, it will result in the loss of operating privileges until he or she reaches the age of 16.
- Motorized bicycles must be registered annually and display a special license plate issued by the Registrar of Motor Vehicles. Only vehicles approved by the director of the Ohio Department of Public Safety can be registered.
- Applicants with disabilities: State law requires that all applicants for motorized bicycle operator licenses indicate if they suffer from any physical or mental disability at the time they apply for a license. Applicants who do suffer from some form of disability may complete the tests. The test results and a statement of their disability will then be forwarded to the Registrar of Motor Vehicles, who will require the same medical reports that are required of applicants with disabilities who apply for a driver license.
- Equipment regulations - Under authority granted by the Ohio General Assembly, the director of the Ohio Department of Public Safety has established minimum equipment requirements for motorized bicycles. These requirements include:
  a. A working muffler and exhaust system, with no cutouts or bypasses

b. A firmly attached seat for the operator. The top of the seat must be at least 25 inches above the ground
c. At least one and no more than two headlights
d. A taillight with a reflective lens
e. A brake light
f. A set of handlebars that do not rise higher than the shoulders of the operator when seated on the operator's seat or saddle; R.C. 4511.53
g. A horn or other audible signaling device that can be heard at least 100 feet away. Sirens and whistles are not permitted

For the complete list of Ohio's motorized bicycle rules and regulations and a list of all makes and models approved for registration in Ohio as a moped, write to: Vehicle Information Services, Ohio Department of Public Safety, P.O. Box 16521, Columbus, Ohio 43216-6521.

QUESTIONS & ANSWERS ON OHIO'S MOPED REGULATIONS

Q: Do I need to get a certificate of title or buy license plates for my motorized bicycle?
A: While there is no requirement to provide a certificate of title when you purchase license plates for your motorized bicycle, you must purchase motorized bicycle plates. Proof of ownership of the vehicle is required, and license plates must be renewed annually.

Q: I'm under 18. Do I have to complete a driver education course before I can apply for a motorized bicycle license?
A: No. The driver education requirement does not apply to moped license applicants.

Q: Am I required to wear a safety helmet and eye protection when I ride my moped?
A: Operators under age 18 are required to wear a protective helmet which meets or exceeds U.S. DOT standards and protective eyewear while operating a motorized bicycle.

Q: Is it legal to carry a passenger on a moped?
A: No. Under state regulations, adding a "buddy seat" and rear foot pegs does not make a standard, one-occupant moped suitable for carrying two people.

Q: Are moped riders required to stop at red lights and obey other traffic signs?
A: Yes. Any moped rider who fails to obey a traffic control sign or signal can be cited by police and fined in traffic court—just like any other driver.

Q: Is it legal to ride a moped on a freeway?
A: No. State law prohibits the operation of a motorized bicycle on any

freeway. The Ohio Department of Public Safety strongly urges moped operators to avoid all roads where other vehicles normally travel at speeds higher than 35 mph. Since the maximum speed of a moped in Ohio is 20 mph, there is a serious risk of a crash occurring when vehicular speed on a roadway exceeds 35 mph.

Q: Is it legal for someone under the age of 14 to ride a moped in a parking lot?

A: No. The law prohibits anyone under the age of 14 from riding mopeds on any public street or on any private property used by the public for driving or parking motor vehicles. The same prohibition applies to persons age 14 and older who do not have a license.

Q: Are motorized bicycle riders required to yield the right of way to pedestrians in a crosswalk?

A: Yes. Anyone riding a moped is required to yield the right of way to any pedestrian crossing at a corner and is considered to be in a legal crosswalk—even if there are no crosswalk lines painted on the street.

Q: Can my moped license be suspended for traffic law violations?

A: Yes. Ohio courts have the power to suspend the license of any moped rider who is convicted of serious or repeated traffic violations. The Registrar of Motor Vehicles also has the authority to suspend or revoke the license of anyone who makes a false statement on a license application, deliberately alters or destroys a license, obtains a license by means of fraud, or otherwise obtains a license by breaking any of the state rules and regulations that apply to moped licensing. Operators under 16 years of age will lose all operating privileges until they reach age 16 if convicted of even one violation on a motorized bicycle.

5 - VEHICLE EQUIPMENT REGULATIONS

Ohio law states, "No person shall drive or move, or knowingly permit to be driven or moved, on any highway, any vehicle or combination of vehicles which is in such unsafe condition as to endanger any person." (ORC 4513.02) The Ohio State Highway Patrol conducts inspections of motor vehicles using the highway system in order to detect unsafe vehicles. If mechanical defects are found, the vehicle operator may be issued a defect notification and given time to have repairs made, or the operator may be cited into court. An inspection sticker is placed on the windshields of vehicles that pass inspection.

ITEMS CHECKED DURING INSPECTION

Steering

Will be inspected to determine:

- Steering assembly operates normally;
- There is no excessive play in the steering wheel;

- Sector shaft is secure; and
- There is no binding or lash in the steering assembly.

Tires

Tires must have a minimum of 1/16 inch tread depth on the road surface. They should be free of major bumps or bulges, breaks or tread damage.

Wheels and Rims

Rims must not be badly bent or twisted. Lug bolts must be securely tightened.

Brakes

Service brake: Primary brake for slowing, stopping and controlling a vehicle.

Emergency brake: Brake system independent from the service brake used for stopping or holding a vehicle in an emergency or while parked.

Pedal reserve: Amount of total pedal left in reserve when the pedal is depressed to the "brake applied" position.

Brakes will be inspected to determine:

1. There is sufficient brake pedal. Hydraulic brake system will be tested with vehicle stopped. Driver should be able to maintain brake pedal height under moderate foot force (40-60 pounds) for one minute.
2. There is sufficient brake pedal reserve. With vehicle stopped and brake pedal depressed under moderate foot force (40-60 pounds for non-powered systems and 15-20 pounds in power-assisted systems), there should be a minimum of approximately 1/3 of the total available pedal travel (manufacturer's specification) remaining on the non-power-assisted systems. On power-assisted systems, checked with motor running, there should be 1/5 or more of the total available pedal travel remaining when the pedal is depressed under moderate foot force.
3. The service brake will hold the vehicle on any grade and under all conditions of loading, provided the surface is free of snow, ice or loose material. The emergency brake should hold the vehicle in a stopped position when less than 2/3 of the actuator stroke is used, and should stop the vehicle in the event of service brake failure. Brake fluids and brake lining materials manufactured for sale in Ohio must meet standards set by the director of the Ohio Department of Public Safety.

Headlights

Every motor vehicle other than a motorcycle/scooter must be equipped with at least two headlights in working order, one near each side of the front of the motor vehicle. Motorcycles and scooters shall be equipped with at least one and not more than two headlights in working order.

Taillights

Every vehicle must display at least one taillight, emitting a red light visible 500 feet from the rear. Every vehicle must be equipped with two or more stop

lights emitting a red light from the rear, visible for 500 feet, whenever the brakes are applied.

License Illuminating Light

Every motor vehicle shall be equipped with a white light in working order placed to illuminate the rear registration plate.

Red Reflectors

Every motor vehicle other than a commercial tractor, to which a trailer or semi-trailer is attached, shall carry at the rear, either as a part of the taillights or separately, two red reflectors.

Color of Lights

No vehicle shall be equipped with a light of any color other than white or amber mounted on the front except those operating under special permits, public safety vehicles, emergency vehicles, disabled vehicles, funeral escort vehicles and road repair equipment.

Turn Signals

All motor vehicles manufactured after January 1, 1954, must be equipped with turn signals in working order visible from both front and rear. Turn signal lights must be visible at a distance of not less than 300 feet in normal sunlight. Turn signals must be used to show intention to turn right or left, to change course of direction, or to change lanes on a multi-lane road. They should be turned on well in advance of the planned change of direction (at least 100 feet).

Safety Glass

All glass on a motor vehicle must be safety glass, free of discoloration or diffusion, cracks and unauthorized obstructions.

Exhaust System

Every motor vehicle with an internal combustion engine shall at all times be equipped with an exhaust system which is in good working order and in constant operation. No vehicle shall be equipped with a muffler cutout, bypass or similar device which would produce excessive smoke or gas, or permit any chemical to flow into or upon the exhaust pipe or muffler. No vehicle shall be equipped in any other way to produce or emit smoke or dangerous or annoying gases, other than ordinary gases emitted by the exhaust of an internal combustion engine under normal operation. No motor vehicle, including motorcycles and scooters, shall be equipped with an exhaust system which would produce any excessive or unusual noise. All motorcycles and scooters must be equipped with mufflers having baffle plates as required by law. Every motor vehicle shall at all times be equipped with a standard muffler for that type of vehicle or one that meets all the requirements above.

Rear View Mirror

Every motor vehicle shall be equipped with a mirror located to reflect to the operator a clear, unobstructed view of the highway to the rear.

Windshield Wipers

Every motor vehicle shall be equipped with a device for cleaning rain, snow or other moisture from the windshield. It should be maintained in good working order, and constructed to be operated by the driver of the vehicle.

Every motor vehicle manufactured after January 1, 1968, shall be equipped with a windshield washer.

Horn and Warning Devices

Every motor vehicle shall be equipped with a horn which is in good working order, capable of emitting sound and audible under normal conditions, from a distance of at least 200 feet. No motor vehicle, except a public safety or emergency vehicle, shall be equipped with any siren, whistle or bell. The horn shall be clearly identifiable as a motor vehicle horn.

Broken Parts

No motor vehicle shall be equipped with or permitted to have protruding objects, broken sharp edges or vehicle parts which would be dangerous to a person coming in contact with them.

OTHER EQUIPMENT

Bumper Law - Ohio law requires that all vehicles be equipped with bumpers if they had them when manufactured. The legal requirements of bumper heights depend on the type of vehicle and the gross vehicle weight rating. The bumper limits for passenger vehicles that have been modified are 22 inches from the bottom of the bumper to the ground, for the front and back bumper. Vehicles with a gross vehicle rating of 10,000 pounds or more should contact the Ohio State Highway Patrol at (614) 466-4993 for more information.

Flashers - Flashers may be used when a disabled vehicle is left on or near a roadway.

Safety Belts - All vehicles manufactured since January 1, 1966, must be equipped with at least two safety belts for the front seats. It is required that the customer and examiner wear safety belts, utilizing all components, during the road and maneuverability tests. The exceptions to this regulation are all 1962 model year and older vehicles not equipped with safety belts, motorcycles, scooters, and mopeds.

Child Restraints - See Child Restraints, Chapter 6, page 48.

Studded Tires - Studded tires are legal in Ohio from Nov. 1 though Apr. 15.

Window Tinting - The acceptable percentages of light transmission for motor vehicles are:

- Windshield - The tinting must allow 70 percent light transmission. This

level is equivalent to the amount installed as standard equipment of most new cars.

- Front seat driver/passenger side windows - The tinting must allow 50 percent transmission, plus or minus 3 percent. Motorists can call their local Highway Patrol Post for the location of the nearest motor vehicle inspection team to see if their windows comply with the law. Violation of the law is considered a minor misdemeanor, with fines up to $100.

E-CHECK CERTIFICATE

E-Check is the name for Ohio's automobile emissions test. This pollution control inspection program was designed to increase the air quality in certain counties in Ohio. These counties are: Cuyahoga, Geauga, Lake, Lorain, Medina, Portage and Summit.

An E-Check Certificate may be required before a motor vehicle can be registered in these counties. Generally, most vehicles that you are registering for the first time must be inspected. Odd-numbered model year vehicles are inspected when the expiration date is in an odd-numbered year and even-numbered model year vehicles are inspected when the expiration date is in an even-numbered year. Purchasing a multi-year registration does not exempt your vehicle from emissions testing. For further information about the E-Check Program, call 1-800-CAR-TEST.

6 - TRAFFIC LAWS

Knowledge of Ohio laws will help you pass your tests and be a better driver.

LANES

Keep to the Right

Drive on the right half of the roadway except:

1. When overtaking and passing another vehicle proceeding in the same direction.
2. When driving on a road divided into three or more marked lanes.
3. When driving on a road designed and posted with signs for one-way traffic.
4. When otherwise directed by a police officer or traffic control device.
5. When an obstruction makes it necessary for you to drive left-of-center. Yield the right of way to all vehicles traveling in the proper direction on the unobstructed portion of the highway.

Multiple Lane Roads

When a road has been divided into four or more marked lanes, or where traffic within municipalities is lawfully moving in two or more continuous lines in the same direction, the following rules apply:

- A vehicle shall be driven as closely as possible within a single lane of traffic; it shall not be moved from the lane until the driver has first determined that such movement can be made safely. A turn signal must be given before lane changes.

- On a roadway divided into three lanes, a vehicle shall not be driven in the center lane except where that center lane is devoted exclusively to traffic moving in the direction the driver is proceeding.

Slow Traffic

Vehicles moving slower than the traffic flow must use the available right lane or stay as close as possible to the right-hand curb or edge of the roadway.

Emergency Vehicles

Upon the approach of an emergency vehicle displaying flashing lights and an audible signal, the driver must immediately drive to a position parallel to the right edge or curb of the road or highway and stop. Drivers must be careful not to

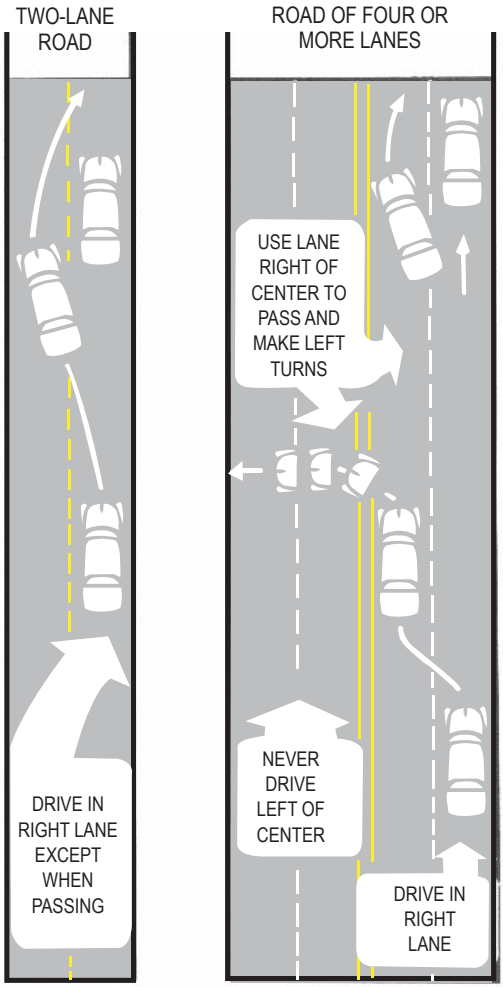

block intersections. All vehicles must remain in this position until the emergency vehicle has passed or when directed otherwise by a law enforcement officer.

When an emergency, stationary public safety and/or road service vehicle is stopped along side the roadway with its lights flashing, the driver of vehicles passing it must reduce their speed. Furthermore, whenever it is possible, the driver should change lanes to pass the emergency vehicle in a lane that is not adjacent to where the emergency vehicle stopped (ORC 4511.213).

Divided Highway

A vehicle shall not be driven over, across or within any dividing space, barrier or section of a highway, except through an opening or crossover established by authority. Such dividing space, barrier or section may be occupied for an emergency stop or in compliance with an order of a police officer.

TURNS

Right Turn

Turn right as close as possible to the right-hand curb or edge of the road.

Right-Hand Turn on Red

In Ohio, it is legal to turn right after stopping at a red traffic signal, but only when:

1. There is no sign posted at the intersection forbidding right turns on red;
2. You have come to a complete stop and have allowed all crossing traffic and all pedestrians to proceed through the intersection; and
3. You can clearly see that the turn can be completed safely.

Left Turn

The driver of a vehicle intending to turn left:

- At an intersection where traffic is moving in both directions on each road entering the intersection shall make the approach in the right half of the road nearest the center line. The turn should be made into the lane on the right half of the street nearest the center line.
- At an intersection where traffic is restricted to one direction on one or more of the roads shall make the approach in the extreme left-hand lane. Turn into the lane farthest left where traffic in that direction is allowed.
- Is required to yield the right-of-way to any vehicle approaching from the opposite direction. Prior to engaging a left-hand turn, the driver must wait for oncoming traffic to clear the intersection. One may advance into the intersection as a prelude to turning, provided that no other traffic control devices prohibit this action.

DIAGRAM ON NEXT PAGE

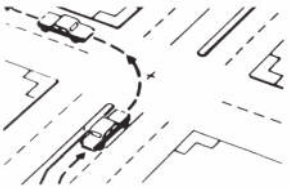

From four-lane with turning lane to two-lane street

From two-lane to four-lane street

From four-lane to two-lane street

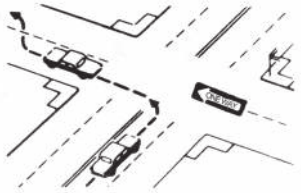

From four-lane to one-way street

From one-way to one-way street

From one-way street to four-lane street

CORRECT METHODS OF MAKING LEFT TURNS

Left Turn on Red

Under limited circumstances, it is legal to make a left turn after stopping at a red traffic signal. A left turn on red may be made only from the extreme left lane of a one-way street to the extreme left lane of another one-way street, providing there is no sign posted forbidding a left turn on red. It is against the law to make a left turn on red except from one, one-way street to another. When making such a turn, you must come to a complete stop and allow all crossing traffic and all pedestrians to clear the intersection before you proceed.

Signal

A turn signal must be given at least 100 feet before the intended turn. This may be accomplished by using either a mechanical signal or the appropriate hand/arm signal.



STOPPING

A driver must stop:

1. Behind the stop line or crosswalk at any stop sign or at a red traffic signal.
2. Behind the stop line or crosswalk at any red traffic signal where right or left turns on red are permitted. The driver may only proceed with a legal turn on red after coming to a full stop and yielding the right of way to all crossing traffic and to all pedestrians crossing the intersection.
3. At a flashing red traffic signal, yielding to all traffic that does not have to stop.
4. At a sidewalk, or if there is no sidewalk, at a point prior to entering the roadway, when emerging from an alley, driveway or private road on a business or residential district. Drivers must yield the right of way to any pedestrian on the sidewalk.
5. Before entering an intersection if there is not sufficient space on the other side to accommodate the vehicle. The law applies whether or not a traffic signal gives a driver the right to proceed.
6. At the approach of a public safety vehicle (such as a police car, fire engine or ambulance) displaying flashing lights and sounding a warning signal, unless the vehicle is traveling in the opposite direction on a divided highway. Drivers should move as far as possible to the right of the road and remain there until the emergency vehicle has passed.

Stopping for a School Bus

When a school bus is stopped on a roadway to pick up or drop off passengers, the following regulations apply to other drivers on the roadway:

1. When a school bus driver is preparing to stop the bus, he or she activates four amber lights—two on the front and two on the rear of the bus. These lights continue to flash until the bus is fully stopped. Other vehicles are not required to stop during this preliminary stage of the

eight-light warning but should prepare to stop as soon as the bus comes to a full stop. When the bus comes to a complete stop, the amber lights stop flashing and four red lights—two in front and two in back—start flashing while the children enter or leave the bus. In addition, a stop arm with flashing red lights is automatically extended beneath the window on the left side of the bus.

2. If the bus is stopped on a street or road which has fewer than four lanes, all traffic approaching the bus from either direction must stop at least 10 feet from the front or rear of the bus and remain stopped until the bus begins to move or the bus driver signals motorists to proceed.
3. If the bus is stopped on a street or road which has four or more lanes, only traffic proceeding in the same direction as the bus must stop.

School bus drivers believing a motorist has unlawfully passed the stopped bus will, if possible, report the license plate number to the law enforcement agency having jurisdiction over the area where the alleged violation occurred. The law enforcement agency will attempt to determine the identity of the driver, and if the identity is established, the reporting of the license plate number by the school bus driver establishes probable cause upon which to issue a citation. Failure to establish the identity of the driver will result in the enforcement agency sending a warning letter to the registered owner stating that a motor vehicle registered to the owner was reported as having unlawfully passed a stopped school bus.

Stopping Distance

The distance it takes to stop your vehicle depends on your reaction time, speed at which you are traveling, the condition of your brakes and the condition of the pavement (wet, dry, icy). A driver must maintain sufficient distance between his or her vehicle and the vehicle ahead. Some safety experts advise drivers to allow one car length ahead for each 10 mph of speed. Others suggest following the "three-second rule": Watch the vehicle ahead pass a stationary object, such as a lamppost, counting "one thousand one, one thousand two, one thousand three." If you pass the lamppost before you say "three," you are following too closely and should slow your speed. In bad weather, increase the space to four or five seconds traveling time.

YIELDING

A driver must yield the right of way:

1. When directed by a yield sign.
2. When crossing or entering a through highway from a smaller, less traveled road.
3. To a vehicle approaching from the right at an intersection of two similar roads without a traffic control device.
4. To a pedestrian in a marked crosswalk, or at an unmarked crosswalk at an intersection.
5. On the approach of a public safety vehicle (see Stopping, no. 6).

6. For all vehicles which are part of a funeral procession. Each vehicle in the funeral procession must have its headlights lit and must display a purple and white pennant.
7. To oncoming traffic when making a left turn.
8. To traffic approaching an intersection before making a right turn at a red light.

PASSING

Throughout the United States, vehicles travel on the right-hand side of the road. Ohio law provides that on a road with only one line of traffic in each direction, drivers are to use the right half of the traveled portion of the road. Under certain circumstances, however, vehicle operators are permitted to pass slow-moving traffic that is traveling in the same direction. It is generally safer and more consistent with the law to pass on the left of slower vehicles. Under any circumstance, the law requires that a driver signal the intention to pass by using a turn signal prior to passing.

Passing to the Left

When passing traffic traveling in the same direction, no vehicle shall be driven to the left of the center of the road unless the left side is clearly visible and is free of oncoming traffic for a sufficient distance ahead. Passing shall be completed without interfering with the safe operation of traffic approaching from the opposite direction or any vehicle being overtaken.

Passing is not permitted under the following circumstances:

1. When approaching the crest of a grade or a curve in the roadway where the driver's view is obstructed and the driver cannot see if the pass will interfere with oncoming traffic.
2. Within 100 feet of a bridge, viaduct or tunnel when the driver's view is obstructed.
3. Within 100 feet of approaching an intersection.
4. Within 100 feet of a railroad grade crossing.

The limits above do not apply to traffic traveling on a one-way street or on a roadway with two or more lanes for travel in the same direction.

When passing to the left, the law requires that a driver overtaking another vehicle do these things:

1. Sound the horn to warn the driver of the vehicle being overtaken that he/she is about to be passed.
2. Signal the intent to pass.
3. Pass to the left of the vehicle being overtaken at a safe distance and return to the right side of the roadway only after the overtaking vehicle is safely clear of the vehicle being overtaken.
4. Return to the right lane as soon as the pass has been safely completed and before coming within 200 feet of any approaching vehicle.

When a driver is being passed by another vehicle, the law requires the driver of the slower vehicle to maintain a constant speed and stay to the right until the other driver has safely passed.

Passing to the Right

A vehicle may pass on the right only under the following conditions:

1. When the vehicle being overtaken is about to make a left turn.
2. When the pavement is wide enough for two or more lines of traffic moving in the same direction as the overtaking vehicle.

Under either circumstance, it is essential that the driver of the passing vehicle first determine that the slower-moving vehicle can be overtaken safely, and the driver must not drive off the roadway in order to overtake the slower vehicle.

SPEED LIMITS

Vehicles may not be driven at speeds greater or less than reasonable, depending on conditions of traffic, road and weather. A driver must keep the vehicle under control in order to be able to bring it to a stop within assured clear distance ahead.

It is unlawful to drive at a speed exceeding:

- 15 mph in all alleys within a municipal corporation.
- 20 mph when passing a school building or grounds (school zones) during school recess and while children are going to or leaving school during the opening and closing hours, and when 20 mph school speed limit signs are erected.
- 25 mph in all other portions of a municipal corporation, except state routes and through highways outside business districts and alleys.
- 35 mph on all state routes or through highways except controlled-access highways within municipal corporations outside business districts.
- 50 mph on state routes within municipal corporations outside urban districts, unless a lower speed is established visibly on a sign.
- 55 mph (the maximum speed limit at all times) for vehicles weighing more than 8,000 pounds and non-commercial buses.
- 55 mph (the maximum speed limit) on all other highways.
- 60 and 65 mph on designated highways for vehicles weighing 8,000 pounds or less and commercial buses.
- 65 mph at all times on freeways with paved shoulders inside municipal corporations unless a lower speed is established on a sign.
- 65 mph on rural interstates for vehicles weighing 8,000 pounds or more.

Minimum Speed Limits

No person shall operate a vehicle at such a slow speed as to impede or block the normal and reasonable movement of traffic, except when reduced speed is necessary for safe operation or to comply with the law. Minimum speed limits are posted on controlled-access highways.

Racing on Public Roads

No driver shall participate in a race on a public road. A race consists of two or more vehicles, starting from a point side-by-side and accelerating in a competitive attempt to out-distance each other; or one or more vehicles over a common course, from the same point to the same point, when the vehicles are timed for the competitive acceleration of speeds. Persons assisting in any manner in such competitive use of vehicles shall be equally charged as participants.

RAILROAD GRADE CROSSINGS

Highway departments and railroad companies have clearly marked public highway-rail crossings with warning signs. Advance warning signs advise drivers to look, listen and slow down.

Warning Devices

Pavement markings, consisting of an "X" and the letters "RR" may be painted on the pavement of the approach to some crossings.

Railroad crossbuck signs are found at many public crossings. These signs must be obeyed the same as a yield sign. The driver should slow down and be prepared to stop upon seeing or hearing a train. If there is more than one track, a sign below the crossbuck indicates the number of tracks at the crossing.

Flashing red light signals are used with crossbuck signs at many highway rail crossings. Drivers must stop no closer than 15 feet and no farther than 50 feet from the crossing when the lights are flashing. Flashing lights mean a train is coming. If there is more than one track, make sure all tracks are clear before crossing.

Gates are used with flashing red light signals at certain crossings. Stop when the lights begin to flash and before the gates begin to lower across your traffic lane, at no closer than 15 feet and no farther than 50 feet from the crossing. Do not attempt to cross until the gates are raised and the lights have stopped flashing.

Stop signs indicate all vehicles must stop and yield.

Vehicles That Must Stop Before Crossing a Railroad Grade Outside of Municipalities

1. Motor vehicles carrying passengers for hire
2. All school buses
3. Vehicles carrying material or materials required to be placarded under 49 C.F.R. Parts 100-185

This rule does not apply to highway-rail grade crossings within a municipal corporation or to abandoned tracks, spur tracks, side tracks and industrial tracks when the Public Utilities Commission of Ohio has authorized and approved the

crossings of such tracks without making the stop required.

While stopped, the operator of any of the above vehicles shall listen through an open door or window and look in both directions for an approaching train and for signals indicating the approach of a train, and shall proceed with care.

Safety Tips on Railroad Crossing Safety

1. Expect a train on any track at any time. Most trains do not travel on a regular schedule.
2. Don't get trapped on a grade crossing. Never drive onto a grade crossing until you are sure you can clear the tracks. Once you have started to cross the tracks, keep going, especially if you see a train approaching.
3. Never drive around a lowered gate; it is illegal and deadly.
4. Watch for a second train. When you are at a multiple track crossing, do not proceed until you are sure that no other train is coming on another track, especially from the opposite direction.
5. If your vehicle stalls while on the tracks and a train is approaching, unfasten your safety belt, get out of the vehicle, and run as far away from the tracks as you can. Run towards the direction the train is approaching. If you run from the train, you may be hit by debris when the train strikes your vehicle.
6. Never shift gears while crossing the tracks. If your vehicle has a manual transmission, shift down before reaching the tracks.
7. Never race a train.
8. Watch for vehicles that must stop at highway-rail grade crossings.
9. Don't misjudge the train's speed and distance. Because of the large size of the train, it appears to be moving much slower than it actually is. Trains cannot stop quickly.
10. Be alert, especially at night, for rail crossing warning signs. Be sure you can stop within the distance illuminated by your headlights.
11. Be careful and reduce your speed when obstructions block your view.

PARKING

A vehicle must be parked facing the direction of traffic on that side of the street, parallel to and not more than 12 inches from the right curb. On one-way streets, vehicles may be parked parallel to and not more than 12 inches from the right or left curb. Local ordinances permit angle parking in some jurisdictions.

Stopping, Parking or Standing Prohibited

No person shall stop, park or stand a vehicle in any of the following places, except when necessary to avoid conflict with other traffic, or in compliance with the directions of a law enforcement officer or traffic control device:

1. On a sidewalk (except a bicycle)
2. In front of a public or private driveway
3. Within an intersection
4. Within 10 feet of a fire hydrant

5. On a crosswalk
6. Within 20 feet of a crosswalk or intersection
7. Within 30 feet of a flashing beacon, stop sign or traffic-control signal
8. Between a safety zone and the adjacent curb or within 30 feet of points on the curb immediately opposite the ends of a safety zone, unless the traffic authority indicates a different length by signs or markings
9. Within 50 feet of the nearest rail of a railroad crossing
10. Beside or opposite a street excavation or obstruction when such parking would obstruct traffic
11. Alongside a vehicle stopped or parked at the edge or curb of a street
12. On a highway bridge or within a highway tunnel
13. At any place where signs prohibit parking
14. Within one foot of another parked vehicle
15. On a roadway portion of a freeway, expressway or thruway

Parking for Motorists with Disabilities

No person shall park any motor vehicle at special parking locations designated with the handicapped symbol unless the motor vehicle is displaying a state-issued parking card or special license plates for those with disabilities.

Plates may be issued to persons with disabilities who own a motor vehicle or to individuals whose vehicles have been altered with special equipment to accommodate persons with disabilities.

A parking card may be issued to any Ohio resident who has a mobility disability as outlined in Ohio law. The placard may be displayed in any vehicle that is transporting the person who is disabled.

The special license plates and placards allow police to identify drivers legitimately using handicapped parking spots. Violators are subject to a citation and fine on private as well as public property. A prescription from their health care provider is required.

Applications for placards or license plates may be obtained from the Bureau of Motor Vehicles, 1970 W. Broad St., Columbus, 43223; online at www.bmv.ohio.gov/disability_placards.stm; or any deputy registrar license agency. The license plates must be renewed annually through the Bureau of Motor Vehicles.

The placard is valid for up to five years. Veterans with a service-connected disability may obtain a placard at no cost. For information, call the BMV at 1-800-589-8247.

SAFETY BELTS

Ohio's mandatory safety belt usage law requires drivers and front-seat occupants of most passenger vehicles to wear safety belts whenever they drive or ride in a motor vehicle on Ohio's roadways. If you are a driver under 18 years of age, the number of vehicle occupants is limited to the total number of originally installed safety belts. All occupants must be wearing safety belts when the vehicle is being driven by a probationary license holder.

The law provides for a $30 fine for drivers and a $20 fine for front-seat passengers found to be unbelted when stopped for another violation.

This law exempts from compliance: (1) children already covered by the child safety restraint law; (2) persons operating vehicles to deliver mail or newspapers for home delivery; (3) persons who carry an affidavit from their physician describing the medical conditions which preclude safety belt use; and (4) persons in vehicles manufactured before 1966. Persons in vehicles equipped with air bags are not exempt from the safety belt law.

A violation of the safety belt law is not a moving violation and carries no points on your permanent driving record.

CHILD RESTRAINTS

Infants and children who are either or both under the age of 4 and weigh less than 40 pounds must be properly restrained in an approved child safety seat while being transported in a motor vehicle. The child seats you select must be labeled as meeting federal safety standards and be designed to meet the needs of your particular motor vehicle.

A child safety seat law violation is a primary offense. The law applies to all drivers of all vehicles that are owned, leased or otherwise under the control of their agency to use a car seat when transporting children. The law also applies to handicapped and medically fragile children. EXEMPTIONS: Public safety vehicles, taxi cabs and vehicles not required by law to be equipped with safety belts at the time of manufacture.

Fines for a child safety seat law violation are: $25-$100 for a first offense (minor misdemeanor); $250 maximum for a second or subsequent offense (misdemeanor of the fourth degree); and/or imprisonment of not more than 30 days.

The Ohio Department of Health has a toll-free number, 1-800-755-GROW, for information on child passenger safety and the law. Other resources are available on the Ohio Department of Health Web site, www.odh.ohio.gov.

Age 4 and 40 Pounds to Age 8

When any child who is at least 4 years of age but less than 8 years of age is being transported in a motor vehicle, the operator of the vehicle shall have the child properly restrained in a booster seat unless the child is 4’9” or taller. EXEMPTIONS: Public safety vehicles, taxi cabs and vehicles not required by law to be equipped with safety belts at the time of manufacture.

Less than Age 15

When any child who is at least 4 years of age but not older than 15 years of age is being transported in a motor vehicle, the operator of the vehicle shall have the child properly restrained either in accordance with the manufacturer’s instructions in a child restraint system that meets federal motor vehicle safety standards or in an occupant restraining device as defined in section 4513.263 of the Revised Code. A violation of this section is a secondary offense, and carries the same fine as child safety seat violations. EXEMPTIONS: Public safety vehicles, taxi cabs and vehicles not required by law to be equipped with safety belts at the time of manufacture.

OBSTRUCTION OF VISION

Ohio law forbids vehicles to be overloaded with passengers or cargo that obstructs the driver's vision.

RIDING ON THE OUTSIDE OF A VEHICLE

No person shall hang onto or ride on the outside of any moving motor vehicle. No driver of a truck, trailer or semitrailer shall knowingly permit any person under the age of 16 to ride in the unenclosed or unroofed cargo storage area of the vehicle if it is traveling faster than 25 mph, unless any of the following apply:

1. The cargo storage area of the vehicle is equipped with a properly secured seat and a safety belt that is in compliance with federal standards for occupant restraining devices.
2. An emergency exists that threatens the life of the driver or the person being transported in the cargo storage area of the truck, trailer or semitrailer.
3. The passengers are workers performing specialized highway or street maintenance or construction under the authority of a public agency.

OPERATING A VEHICLE WHILE IMPAIRED (OVI)

Ohio's legal drinking age for alcohol is 21. Driving under the influence of alcohol or drugs is against the law in Ohio. Evidence of impaired driving is based on physical findings by the arresting officer and the results of a blood, breath, plasma or urine test. It is unlawful to operate a vehicle with a blood-alcohol concentration (BAC) of .08 percent or higher.

If you refuse to submit to a blood-alcohol test, or if the result of a test taken within three hours of the arrest shows a BAC of .08 percent or higher, the arresting officer will confiscate your license.

You may request a court hearing. In order to have this administrative suspension terminated, you must prove one of the following:

1. The officer did not have reasonable grounds of OVI;
2. The officer did not request that you take the blood-alcohol test;
3. The officer did not tell you the consequences of refusing or failing the test; or
4. You did not refuse or fail the test.

Administrative License Suspension/Refusal

If you are arrested for driving while under the influence of alcohol or any drug of abuse, or a combination of both, or for physical control of a vehicle while under the influence, you will be requested to take a chemical test to determine the alcohol and/or drug content of your blood. You also have the right to have a qualified person of your choice administer the test again once it has been conducted under the direction of a police officer, provided the second test is made.

If you submit to the test and were stopped for OVI and test above the legal limit, a sworn statement will be sent to the Registrar of Motor Vehicles who will then suspend your license for a period of 90 days to three years.

If you refuse to take a test, a sworn statement to that effect will be sent to the Registrar of Motor Vehicles. The Registrar is then required to suspend your license for a period of one to five years for refusing to take the test, even if you are ultimately acquitted of the OVI charge.

If you don't have a driver license, you will be denied the right to apply for a license for the same period in addition to the other penalties involved for driving without a license.

Penalties

Administrative license suspension for a refusal of the BAC test will last from one to five years, depending on the number of prior refusals within six years. For a test failure, the administrative license suspension will last from 90 days to three years, depending on the number of prior OVI convictions within six years.

Those convicted of an OVI offense are subject to the mandatory penalties of time in jail, a court-imposed driver license suspension, and a minimum of $375 to a maximum of $10,500 fine. Penalties are based upon the number of previous OVI convictions over a six-year period.

First Offense - at least 72 consecutive hours in jail and court license suspension from six months to three years.

Second Offense - at least 10 consecutive days in jail and court license suspension from one to five years.

Third Offense - at least 30 consecutive days in jail and court license suspension from one to 10 years.

Fourth Offense - at least 60 consecutive days in jail and court license suspension from three years to permanent revocation.

The fifth or subsequent OVI offense on or after September 30, 2008, will be placed on "Ohio's Habitual OVI/OMVI Offender Registry." This registry is accessible to the public, via the internet.

Those convicted of two or more impaired driving offenses are also subject to having their vehicle immobilized or forfeited. Four or more impaired driving convictions within six years is a felony offense.

If you are convicted of OVI with a BAC of .17 percent or above, you will face more severe penalties. The penalties if you refuse to submit to a chemical test, have a prior OVI conviction within the previous 20 years, and are subsequently convicted of OVI will also be severe.

To regain a suspended license, all ALS and/or OVI offenders must pay a $475 reinstatement fee and show proof of a policy for liability insurance or bond.

Motorists who are convicted of vehicular homicide or aggravated vehicular homicide and are judged to have been under the influence of alcohol or drugs at the time of the offense will, in addition to other penalties, suffer permanent loss of driving privileges.

.02 BAC for Drivers Under 21 Years Old

The law authorizes police to file charges against drivers under the age of 21

who have a blood-alcohol concentration (BAC) of at least .02 percent but less than .08 percent.

The offense is called "Operating a Vehicle After Underage Consumption." The penalties include driver license suspension for not less than 60 days but not more than two years, as well as taking a remedial driving course and the complete driver license examination prior to reissuance of your driver license and four points assessed to your license. There will also be a license reinstatement fee and you will be required to show proof of a policy for liability insurance or bond.

DRUGS

Ohio law also forbids driving under the influence of drugs, or a combination of alcohol and drugs. Even prescription or over-the-counter medicines can have detrimental effects on your driving ability.

FALSE DRIVER LICENSE

No person can use a falsified driver license or one that has been altered or belongs to someone else to buy alcoholic beverages. The penalty for this law is an automatic one-year suspension of driving privileges.

The law also provides that anyone loaning or knowingly permitting a minor to use a driver license to buy alcohol can be sentenced to six months in jail and pay fines up to $1,000.

POINT LAW

Any Ohio driver convicted of a traffic violation is assessed a specific number of penalty points according to the type of violation. Should that driver be convicted of a second or subsequent offense within two years after the first violation, the point assessment for the new violation is added to the previous total. The number of penalty points given to a violator are assessed by the court system. Following is a schedule of point assessments for specific violations:

Six-Point Violations

1. Homicide by vehicle
2. Operating a vehicle while under the influence of alcohol and/or any drug of abuse
3. Failure to stop and disclose identity at the scene of a collision
4. Willingly fleeing or eluding a law enforcement officer
5. Racing
6. Operating a vehicle without the consent of the owner
7. Using a vehicle in the commission of a felony, or committing any crime punishable as a felony under Ohio motor vehicle laws

Four-Point Violations

Willful or wanton disregard of the safety of persons or property.

Two-Point Violations

1. All moving violations and some speed offenses
2. Operating a motor vehicle in violation of a restriction imposed by the Registrar of the Bureau of Motor Vehicles

Speeding Violations

A speeding violation may result in four points, two points or no points depending on the speed limit in effect and the number of miles per hour (mph) by which the speed limit was exceeded:

- Exceeding any speed limit by 30 mph or more results in four points.
- If the speed limit is 55 mph or more, exceeding the limit by more than 10 but less than 30 mph results in two points.
- If the speed limit is less than 55 mph, exceeding the limit by more than five but less than 30 mph results in two points.
- Exceeding any speed limit in an amount less than stated above results in no points.

Penalties

Speed limit	1-5 mph over	6-10 mph over	11-29 mph over	30 mph or more over
Below 55 mph	No points	Two points	Two points	Four points
55 mph or more	No points	No points	Two points	Four points

A driver who has accumulated six points in a two-year period will receive a letter from the Registrar of Motor Vehicles warning that the law provides the following penalties for drivers accumulating 12 or more points in a two-year period:

1. Driving privileges will be suspended for six months.
2. Proof of financial responsibility (see this chapter) must be filed with the Bureau of Motor Vehicles and maintained for three years to five years.
3. After the suspension is served, a remedial driving course approved by the director of the Ohio Department of Public Safety must be taken. The course must include a minimum of 25 percent of the number of classroom hours devoted to instruction on driver attitude.
4. Pay a reinstatement fee of $40.
5. Must take the complete driver exam.

DRIVING UNDER SUSPENSION

Operating a motor vehicle while your license is under suspension is a first-degree misdemeanor, and if convicted, you are subject to a fine of up to $1,000. You may also be sentenced to an additional one-year driver license suspension.

Two-Point Credit

A person who has accumulated at least two but no more than 11 points for traffic violations may earn a two-point credit toward his or her driving record by completing an approved remedial driving course. For the names of schools offering such a course in your area, go to www.drivertraining.ohio.gov and click on “Approved Schools.”

NOTE: The two-point credit offered under this program does not mean that any conviction is erased from your official driving record or that your insurance company will not count all prior convictions against you when setting premium rates. All convictions remain on your record for three years from the conviction date, but points combined from convictions within a two year period will result in a 12 point suspension. Senate Bill 123, effective January 1, 2004, permits individuals to enroll in remedial driving classes in order to receive a two-point credit, up to five times in a lifetime, once every three years.

FINANCIAL RESPONSIBILITY

Owners and operators of motor vehicles in Ohio must carry a minimum amount of liability coverage in order to legally operate or permit the operation of a motor vehicle.

When you apply for Ohio license plates and for a new, renewal or duplicate driver license, you will need to provide the acceptable documents (see Acceptable Documents List, pages 3 - 6), and sign a sworn statement that you will not operate a motor vehicle without liability insurance or another form of financial responsibility in effect.

As an Ohio driver, you must be able to show proof of financial responsibility any time you receive a moving traffic violation, when you are convicted of a moving traffic violation that requires a court appearance, when you are involved in a traffic accident that requires the filing of an accident report under section 4509.06 of the Revised Code, or upon receipt of a random verification by mail.

Proof must also be shown when a motor vehicle owned by you, but driven by someone else, is involved in a moving traffic violation or reportable traffic crash.

To comply with the law, liability coverage of $25,000-$50,000 for personal injury or death and $25,000 for property damage is required. You may, as an alternative, post a personal bond to cover liability at that level, establish a $30,000 certificate of deposit with the State Treasurer, or file a certificate of self-insurance when you own more than 25 motor vehicles.

Penalties for failing to show proof of financial responsibility include impoundment of vehicle registration and license plates by the court or BMV, suspension of your driver license and registration until fee and issuance requirements are met on the first offense, one year on the second offense and two years on additional offenses, plus court costs. (The court may grant limited driving privileges on the second offenses after fifteen days of the suspension time served, and on third or subsequent offenses after thirty days of the suspension time served.) Offenders may also have their motor vehicles immobilized or forfeited.

There are fees for the reinstatement of driving privileges, and suspended individuals must also file proof of financial responsibility with the BMV in the form of an SR-22 or bond. If the filing is canceled for any reason during the required time frame, the individual will be re-suspended until a new filing is received and processed by the BMV.

Every Ohio law enforcement officer is an agent of the BMV for the purposes of enforcing this law. Each is authorized to confiscate the driver license, plates and registration of any Ohio driver who currently is under an order of suspension or impoundment.

Occasions Requiring Proof of Financial Responsibility with the BMV

The BMV requires proof of financial responsibility must also be filed for three years when anyone accumulates 12 or more points within a two-year period. If you do not buy the coverage or drop it, the state will suspend your driving privileges. The filing requirement also applies to the owner and/or operator involved in a traffic crash who cannot show proof of financial responsibility at the time of the crash.

SUSPENSION OF PROBATIONARY LICENSE
(Under 18 years of age)

The Registrar of Motor Vehicles will automatically suspend for 90 days the driver license of any person who is convicted of or pleads guilty to two moving violations. All driving privileges will be suspended for one year for three moving violations. You may petition your county Juvenile Court for limited driving privileges. Before your driving privileges can be reinstated, you must comply with all of the reinstatement requirements (pay reinstatement fee, complete juvenile driver improvement course, purchase TIPIC, and complete driver license exam).

7 - SIGNS, SIGNALS AND PAVEMENT MARKINGS

Knowledge of signs, signals and pavement markings is a necessity for safe driving. In order to pass your driving test and to prepare for highway travel, you should know and be able to explain the meaning and use of the following signs, signals and pavement markings.

SPECIAL INFORMATION SIGNS

Ohio has a law which requires the drivers and front-seat passengers in most cars and trucks to wear their safety belts whenever they ride on Ohio roadways. This special information sign serves as a reminder for motorists to buckle up.

You are approaching a section of the highway having a lower speed limit.



WARNING SIGNS

Warning signs adjacent to the roadways alert motorists to potentially hazardous conditions. Most of these signs retain their traditional yellow color as well as their diamond shape, but on many of the signs, words have been replaced by symbols as illustrated below. The circle is reserved for railroad crossing signs.

You are approaching a curve to the right, then to the left.

Railroad crossing ahead.

You are approaching a downgrade. May be supplemented with “Trucks Use Low Gear.”

You are approaching a curve to the left, then to the right.

Sharp turn to the left ahead.

Sharp turn to the right ahead.

Sharp turn to the left, then to the right.

Sharp turn to the right, then to the left.

Crossroad ahead. (intersection)

Another road enters from the right.

Another road enters from the left.

You are approaching an intersection.
Turn right or left.

The road branches to the right and left ahead.

You are approaching a series of curves.
Slow down, drive carefully.

Proceed with caution. The vehicle closest to the bridge has the right of way.

The road ahead is slippery when wet.

Clearance is limited (by a bridge, overhead crosswalk, etc.).

Traffic is moving in both directions.



A flashing red signal means all traffic shall stop before entering intersections. A flashing yellow signal means all traffic shall pass through the intersection with caution.

NO PASSING

The pennant "No Passing Zone" sign can be used to supplement the "Do Not Pass" regulatory sign.

CROSSINGS

A variety of symbol signs mark locations on highways where people, animals or bicycles frequently cross the road.

Advanced Warning Signs

Bicycle crossing

Deer crossing

Signs Erected at Crossings

Pedestrian crossing

Crosswalk for disabled

SCHOOLS

Emphasis has been given to the school and school crosswalk signs through the use of a pentagon shape. The school sign warns motorists that they are approaching a school zone, while the school crosswalk sign identifies established crossings where children are directed to cross a roadway.

Approaching a school zone

School crosswalk

MERGE, DIVIDED HIGHWAY

The importance of merge and pavement width transition signs is to warn traffic by the use of arrows to illustrate the changes in traffic patterns.

Two-lane highway ends; divided highway begins.

Divided highway ends; two-lane highway begins.

Traffic merging from right.

Merge left; right lane ends ahead.

SPECIAL

This symbol is reserved for use on the rear of slow-moving vehicles only, including farm machinery. It is triangular and is colored bright orange with a red border. Old-order Amish groups, which are forbidden by religion to display bright colors, can use alternative reflective materials that include gray, white, black or silver and must cover an area of at least 72 square inches. The slow-moving vehicle sign indicates that special care must be taken when sharing the road with such a vehicle. Extra patience and caution must be exercised when passing slow-moving vehicles.

You are approaching the rear of a slow-moving vehicle.
Drive with caution; pass with care.

CONSTRUCTION

Warning signs in the construction series have a distinctive orange background. When motorists see an orange sign, they should be alert, reduce speed, and watch for workers and equipment on the highway. On highways that have been closed for construction or repair and appropriate signs have been erected, the motorist must not drive upon, along or across the highway.

GUIDE SIGNS

Depending on the type of message, these signs may be green and white, brown and white, or blue and white. Route markers along with green and white destination and distance signs provide guidance. Service signs are white on blue and provide directions to service facilities such as rest areas, hospitals and campgrounds. Guide signs directing motorists to public parks and recreational areas have a brown background.

VEHICLES

Traffic control signs are designed for the purpose of regulating, warning or guiding vehicular and pedestrian traffic.

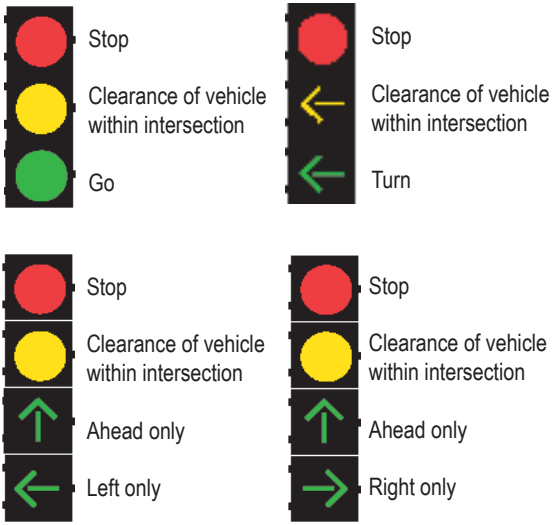

PEDESTRIAN

A flashing DON'T WALK or stop hand signal allows people already in the street to finish crossing. Pedestrians on the curb should not enter the intersection when the light is flashing.

A steady DON'T WALK or stop hand signal warns pedestrians it is illegal to enter the intersection. Pedestrian symbol lights and hand symbol lights are used in the same sequence as above.

REGULATORY SIGNS

These signs regulate the movement of traffic. Do Not Enter signs have been installed at the intersections of one-way roads and at freeway exit ramps.

All traffic in this lane must stop before proceeding.

All traffic must observe posted speed limits in school zones during restricted hours.

Stop only if other traffic is affected; look and give way to all oncoming traffic.

Used at intersections of one-way roads and at freeway exit ramps.

Handicapped parking only. Vehicles must display handicapped license plate or placard to use designated area.

PROHIBITORY SIGNS

The red circle and a slash is standard for all prohibitory signs and represents the word "no." Whenever this symbol appears on a sign, the illustrated action is prohibited.

No left turn permitted.

U-turns are not permitted.

No right turn permitted.

Bicycles are not permitted.

PAVEMENT MARKINGS

A-Yellow lines indicate the separation of traffic flow in opposing directions; thus, all broken lines on two-way, two-lane highways are yellow. Broken yellow lines permit passing, while solid yellow lines still indicate that passing is prohibited.

B-Multi-lane, two-way roadways, with exclusive left-turn lanes in the middle, are frequently used in urban areas. The center left-turn lane is marked with overhead or roadside signs. The lane must not be used for passing. It may be entered only to make the turning movement. Vehicles from either direction may use the lane immediately prior to making a left turn.

Yellow lines are also used for left edge lines on one-way roadways. White lines are used as right edge lines on roadways and to delineate the separation of traffic flow in the same direction. Solid white lines are also typically used as the lane line in areas where lane changing is discouraged, i.e., tunnels or bridges having width restrictions, interchange areas where lane changes disrupt traffic flow and in advance of intersections.

A.

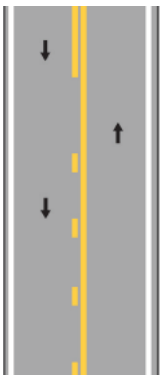

B.

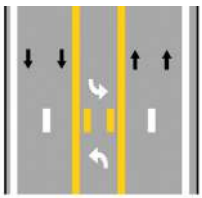

Two-way left-turn lane sign

8 - TRAFFIC CRASH REPORTING REQUIREMENTS

WHAT TO DO IN CASE OF A CRASH

1. Stop.
2. Take immediate steps to warn approaching traffic.
3. Aid the injured. Don't move them, but keep them warm.
4. Notify proper authorities, either the Ohio State Highway Patrol, sheriff or local police.
5. Give your name and address to any person who is injured or to the owner, operator, occupant or attendant of the other vehicle(s).
6. Gather the following information identifying any other driver in the crash and anyone involved at the scene. Most of it must be provided by law on a motor vehicle crash report and will be helpful in resolving matters relating to the crash.
   - Names, addresses and dates of birth of involved parties
   - License plate numbers
   - Driver license numbers
   - Name and address of vehicle owner, if other than driver
   - Circumstances of crash, such as weather, condition of the road and traffic controls
   - Year, make and model of vehicles involved
   - Name and address of other driver's insurance company
7. Answer all of the investigating officer's questions, but do not discuss the crash with others.
8. Trade facts with any other driver, but do not discuss fault or insurance coverage.
9. If involved in a crash with an unattended vehicle, you must report the crash to the police or leave necessary information at the scene.
10. The driver of a vehicle which is involved in a motor vehicle crash may file form BMV 3303 - Crash Report (available at www.bmv.ohio.gov) with the BMV within six months after the crash if both the following apply: (1) There was damage in excess of $400, or personal injury and (2) The driver or owner of the other vehicle did not have insurance or other financial responsibility coverage at the time of the crash.
11. Notify your insurance company as soon as possible.

WHAT TO DO IN CASE YOU HIT A DEER

If you hit a deer and cause its death, you may take possession of the deer by law, as long as you report the collision to a game protector or other law enforcement officer within 24 hours. The protector or officer will then investigate and issue a certificate entitling you to the carcass. It is illegal to take a deer carcass without reporting it.

9 - SPECIAL CONDITIONS

NIGHT DRIVING

When driving at night, maintain a cautious reasonable speed. By driving at a reasonable speed, you will be able to stop in the distance illuminated by your headlights.

When you are closely following another vehicle and another vehicle is approaching yours, be sure to dim your headlights. Use the upper beams only for driving in open country with a clear road ahead.

If a car approaches you with bright lights on, do not stare at the lights. Steer by the line at the outside edge of the road to prevent being temporarily blinded.

Pedestrians walking alongside the roads or crossing streets do not realize that motorists cannot see them. Be sure to watch for pedestrians.

Keep your windows clean. Glare caused by lights shining on dirty glass reduces visibility at night.

Fatigue, which slows down perception and reaction time, is a significant factor in nighttime crashes. Be sure to pull off of the road and rest if you are tired.

Lighting

Lights must be displayed:

1. Between sunset and sunrise.
2. During any period of rain, snow, fog or other unfavorable atmospheric conditions—regardless of the time of day.
3. At any other time when natural light conditions do not make it possible to see objects 1,000 feet ahead clearly.
4. At any time windshield wipers are used.

WINTER DRIVING

When roads are snow-covered or icy, reduce your speed. Driving in the winter is much different than driving in any other season of the year. No matter what road or weather conditions are encountered, a slower speed is necessary for safe handling of your automobile.

Be sure that your car is in excellent operating condition. Lights, brakes, windshield wipers, defroster, radiator and other parts of the car should be in perfect order, particularly for the winter. Snow tires are a good precaution. Tire chains can be a big help in severe snow and ice conditions.

Keep a vent or window slightly open. This will help the windshield remain clear of fog and also guard against possible carbon monoxide buildup.

Remember

Shaded spots on the highway will hold frost and ice while other portions of the pavement are dry. The same is true of bridges, which will hold frost and ice while the rest of the road may be safe. In the winter, it is often necessary to stop suddenly. To prevent skidding, intermittently apply light pressure to the brakes

(Anti-Lock Brake Systems do not require pumping). This pumping action will reduce momentum without losing traction and without locking the brakes. If your vehicle does go into a skid, take your foot off the accelerator and turn the steering wheel in the direction of the skid. Never apply the brakes while skidding.

When starting a car that is parked on top of ice, move very slowly. The tires will have a better chance to grip if they are turned slowly. Starting in second or a low gear will also help. Put a greater distance than usual between you and other vehicles. This is necessary because cars need a greater stopping distance on slippery roads.

How to steer out of a skid



DRIVING IN FOG

Fog is one of the most hazardous conditions a motorist can drive in. Because most motorists drive slowly in fog, few collisions occur. However, when collisions do occur, there are often chain-reaction crashes on the freeway resulting in fatalities and serious extensive damage.

When Driving in Fog

Slow down! You may have to stop at any time. If the stopping distance for the speed you are traveling is greater than the distance you can see in front of you, you will be unable to stop if there is an obstruction on the road (see Stopping Distance, Chapter 3).

- Use your low-beam headlights, not your brights.
- Move with the flow of traffic. Keep a consistent distance behind the car in front of you so the cars behind you may do the same.
- If you are involved in a collision, get your car off the road as quickly as possible. If you cannot move your vehicle, leave your flashers and lights on and set up flares if you have them. Don't sit in the car waiting for help. Cautiously move as far off the road as possible.
- Drive with your window open.
- Shift your gaze instead of staring.

FREEWAY DRIVING

Getting onto an Expressway

If you are aware that you will have to make a left-hand turn onto a freeway entrance ramp, do not wait until the last second to get into the left-turn lane. Move into the turn lane several blocks early.

Once you enter the on-ramp, accelerate. If your car is moving 30 miles per hour, it will be nearly impossible to merge with traffic moving almost twice as fast. When you reach the end of a freeway on-ramp, weather and ramp condition permitting, you should be traveling as close as possible to the speed of traffic.

Always use your turn signal to let other drivers know that you are planning to pull into the stream of traffic. As you reach the end of the ramp, keep a close eye on the car ahead, and use your outside mirror to help spot a likely opening. As the driver entering the highway, you are required to yield to motorists already on the freeway; they have the right of way. However, if you are moving at or near the speed of the surrounding cars, it should be simple to merge with the traffic flow.

The Traffic Movement

Once you are in a lane, stay in it. Do not weave in and out of lanes. Observe and obey signs. Moving at a fast speed means that you will need more room between you and the car ahead of you in case of an emergency. Follow no closer than one car length for every 10 miles of speed; remember the three-second rule.

Maintain your speed at or just below the posted speed limit. Moving significantly slower than other traffic can cause a hazard. Watch for signs noting changes in speed limits, especially when you approach construction zones or a heavily populated area.

To Get off an Expressway

Watch for signs, signal your proper turn-off, and move to the correct exit lane. Use your turn signal to indicate when and where you will be exiting. Stay at the speed of traffic until you reach the exit ramp, then slow down. Continue to slow down and stop if required before entering the cross highway or street. If you miss your exit, take the next one. It is illegal to stop, to back or to drive into the median, or cross over on an interstate highway.

IF YOU FEEL TIRED WHILE YOU ARE DRIVING

Be on guard against highway monotony. As stated earlier, fatigue is a significant factor in highway crashes. Follow these simple tips to avoid fatigue:

- Play the radio.
- Engage in light conversation.
- Stop periodically to stretch your legs and have a cup of coffee or a cold drink.
- Do not continue to drive if you become too tired. Pull off the road and rest.

WHEN TO USE LIGHTS

Lights must be displayed between sunset and sunrise and during any periods of rain, snow, fog or other unfavorable atmospheric conditions regardless of the time of day. Lights also need to be used at any time when natural light conditions do not make it possible to clearly see objects 1,000 feet ahead. Lights must be used whenever windshield wipers are used.

VEHICLE PROBLEMS

If a Tire Blows Out

A blowout when traveling at a high rate of speed is dangerous, especially if the driver does not realize it. Follow these tips for a safe recovery:

- Do not panic.
- Keep your foot off the accelerator, and let the vehicle coast until it stops.
- When the blowout is a rear tire, sudden application to the brakes will set up a tail sway, which is difficult to control.

If Your Wheels Run off the Pavement

It is possible that at one time or another, your vehicle's wheels will run off the pavement onto the berm or soft shoulder. If this occurs, follow these tips to return safely on the road:

- Do not try to jerk the tires immediately back onto the road.
- Stop accelerating; allow the vehicle to coast to a slower speed.
- When the car has slowed, gradually steer back onto the roadway.
- As soon as all four wheels are on the pavement, straighten the front wheels and proceed with traffic.

DEFENSIVE DRIVING

Learn to be a defensive driver. Watch out for the other drivers' mistakes. Reading this book carefully will help you know what to watch for, but this is not always enough. Many adults have benefited by taking a Defensive Driving Course (DDC), sponsored by the National Safety Council, at work or through a local safety council. If you are interested in taking a DDC, contact your local safety council.

SHARING THE ROAD WITH TRUCKS-NO ZONE

Trucks have limitations in terms of maneuverability, stopping distance and blind spots. Generally speaking, the bigger they are:

- The bigger their blindspots.
- The more room they need to maneuver.
- The longer it takes them to stop.
- The longer it takes them to pass.

Many of the crashes involving trucks could be avoided if motorists remembered a truck's limitations. Steer clear of unsafe situations involving trucks.

MAIL CARRIER VEHICLES

When following a mail carrier vehicle, all traffic laws regarding stopping and passing apply (see Stopping and Passing, Chapter 6).

INOPERABLE TRAFFIC SIGNALS

At times, power outages can result in non-working traffic signals. This situation can be extremely dangerous, particularly when a law enforcement officer is not present to direct traffic at the disabled traffic light. By law, except when a law enforcement officer is present to direct traffic, drivers must treat the non-working traffic signal as a four-way stop. After stopping, due care should be taken before proceeding through the intersection, as other drivers may wrongfully view the inoperable traffic signal as clearance to proceed without stopping.

10 - BICYCLES

TRAFFIC LAWS

- Bicyclists must ride with, not against, other vehicular traffic. Only when walking a bicycle is a bicyclist permitted to travel facing traffic.
- Bicyclists are required to obey all traffic signs, signals and pavement markings.
- Bicyclists must use appropriate hand signals before turning or stopping. Alternative right turn signal is right hand and arm extended horizontally and to the right side of the bicycle (See page 41).
- Bicyclists must keep to the right edge of the roadway, allowing faster traffic to safely pass. Bicyclists can travel in the middle of the lane if they are proceeding at the same speed as the rest of the traffic or the lane is too narrow to share safely with a motor vehicle. Conditions that may require riding away from the edge of the roadway includes when necessary to avoid fixed or moving objects, parked or moving vehicles, surface hazards or if it otherwise is unsafe or impracticable to do so.
- Bicyclists should not pass other traffic on a hill or at an intersection.
- Bicyclists must stop at a curb to allow emergency vehicles to pass.
- Bicyclists must observe speed restrictions in school zones and speed limits in general.
- State law also permits local governments to regulate bicycle operation, such as requiring bicycle licensing and registration. Bicyclists must familiarize themselves with local ordinances to be properly educated about all of the laws affecting them.

BICYCLE LAWS

- Bicyclists must never ride on the freeway, or attach themselves to other vehicles using the roadway.
- Bicyclists should ride upon or astride the permanent attached seat of the bicycle.
- Passengers should not be carried unless the bike is equipped for it, and at least one hand should be kept on the handlebars at all times.
- Bicyclists should ride no more than two abreast in a single lane, except on paths set aside for the exclusive use of bicycles.

- Every bicycle ridden after dark must be equipped with a white headlight, a red taillight, and a red rear reflector.
- A bicycle may be equipped with a device capable of giving an audible signal, except that a bicycle shall not be equipped with nor shall any person use upon a bicycle any siren or whistle.
- Every bicycle must have an adequate brake.

SHARING THE ROAD WITH BICYCLISTS

A motorist must:

- Share the road with bicycles. The bicyclist has the same right to use the public road as any other driver, except freeways. (ORC 4511.52)
- Maintain a safety zone of approximately three feet between the car and the bicyclist.
- Pass a bicyclist only when it can be done safely.
- Leave ample room when turning right after passing a bicyclist so the bicyclist is not cut off when the motorist slows for the turn.

11 - PEDESTRIANS

Under the motor vehicle laws of Ohio, pedestrians have definite rights as well as certain duties and responsibilities in traffic. Knowledge of traffic laws is the pedestrian's best defense in traffic and the best protection against death or injury in a crash.

SIGNS & SIGNALS

Pedestrians, as well as vehicle drivers, are subject to traffic control signs and signals. For instance, they may walk on the green light in the direction of traffic for which they have the right of way. When crossing streets, pedestrians should watch for drivers turning on red.

PEDESTRIAN CONTROL SIGNALS

Whenever special pedestrian control signals or other traffic control devices exhibit the words walk, don't walk, or wait, pedestrians should be guided as follows:

WALK - Pedestrians facing this signal may proceed across the roadway in the direction of the signal and will be given the right-of-way by the drivers of all other vehicles.

DON'T WALK/WAIT - No pedestrian may start to cross the roadway.

LOOK IN BOTH DIRECTIONS

Pedestrians should not step onto a public road or highway without looking in both directions to see what vehicles may be approaching in traffic. They should not leave a sidewalk or place of safety and walk or run into the path of a vehicle that is so close that it is an immediate hazard.

USE CROSSWALK

No pedestrian shall cross a roadway within a municipality at a place other than a crosswalk, marked or unmarked. When not crossing at a crosswalk, the pedestrian must yield the right of way to vehicular traffic.

WALKING ALONG ROADWAY

When usable walks or paths parallel to the street or highway are present, pedestrians shall not walk in, along or upon the vehicular portion of the roadway. When there is no usable sidewalk, pedestrians are required to walk on the road's shoulder or berm where possible. When this is not possible, they must walk as near as possible to the edge of the road, facing oncoming traffic. These requirements apply to joggers as well as walkers.

PEDESTRIANS PROHIBITED ON FREEWAYS

No pedestrian is permitted within the limits of the right-of-way of a freeway, except within a rest area, in the performance of public works, or as a result of an emergency or a breakdown of a motor vehicle.

DRAWBRIDGES & RAILROADS

Pedestrians are prohibited from drawbridges after the bridge operation signal has been given. Similarly, people afoot are banned from crossing a railroad track when a barrier is down and/or lights are flashing.

HITCHING

Soliciting a ride from the driver of a vehicle while on a roadway outside a safety zone is forbidden. Standing on a highway to solicit business or contributions is also forbidden.

PUBLIC SAFETY VEHICLES

People afoot must yield the right-of-way to public safety vehicles (ambulances, police, fire vehicles, etc.) approaching with siren sounding and lights flashing.

BLIND PEDESTRIANS

People who are blind are the only pedestrians authorized by law to carry white canes (or white canes with red tips). The law provides that the blind carrying such canes, as well as those with guide dogs, are to be given the right-of-way by every driver.

ALCOHOL & DRUGS

Persons under the influence of alcohol, drugs or both are prohibited from walking on highways.

REFLECTIVE CLOTHING

When walking at night, pedestrians are advised to wear reflective strips or clothing to aid motorists in seeing them.

THROWING OR DROPPING OBJECTS ON HIGHWAYS

It is prohibited by Ohio law to throw or drop any object on a road or highway. A person who accidentally drops an object on a highway must remove it immediately.

The law provides stiff penalties for deliberately throwing objects on highways, and if injury or death results, the person at fault could be charged with assault or murder.

12 - LITTER LAWS

Under Ohio law, litter is any trash thrown, discarded or dropped by a person onto public property, private property not owned by the individual, or into Ohio's waterways. Ohio Revised Code prohibits littering, regardless of whether or not it was intentional. Littering is a serious offense, punishable by fines of up to $1,000 and/or six months in jail. Municipalities may apply local litter laws in addition to those listed below.

LITTERING FROM A MOTOR VEHICLE

Littering from a motor vehicle is a violation of state law. Drivers can be cited for littering, just as they are for other traffic violations, and can also be held responsible for litter discarded by their passengers.

UNSECURED LOAD

No vehicle shall be driven or moved on any highway unless the vehicle is so constructed, loaded or covered as to prevent any of its load from dropping, sifting, leaking or otherwise escaping. Sand or other substances may be dropped for the purpose of securing traction; water or another substance may be sprinkled on a roadway in cleaning or maintaining the roadway. Other exceptions to this law include farm vehicles transporting agricultural products and trash vehicles in the process of acquiring their loads.

LITTERING & ILLEGAL DUMPING

Leaving any trash or discarded items on any public or private land or waterway can result in fines or jail time. State law also prohibits the placement of trash in someone else's trash receptacle without permission from the owner, unless the receptacle is intended for public use, or the trash was generated on the property where the receptacle is located.

POLLUTING STATE LANDS OR WATERS

Littering on state land, or in any ditch, stream, river, lake, pond or other watercourse, which is part of a larger surface or groundwater system, is prohibited. The penalties apply if the litter is close enough to a body of water to be pulled in during flooding.

THROWING REFUSE, OIL OR FILTH INTO LAKES, STREAMS OR DRAINS

Dumping coal refuse, petroleum and petroleum products into public waterways is a violation of state law.

LITTERING FROM A BOAT

Littering or failing to retrieve litter that blows from watercraft is prohibited.

ABANDONED MOTOR VEHICLES

Leaving a junked motor vehicle on private property without the consent of the owner for more than 72 hours is a violation of state law.

ABANDONED APPLIANCES

State law requires the removal of latches, hinges or other hardware of any airtight or semi-airtight container left in any area accessible to children.

APPENDIX A - DRIVER LICENSE EXAM STATIONS

NOTE: Some phone numbers, addresses and scheduled days and times may change due to relocation.

TO SCHEDULE A ROAD TEST, VISIT
www.ohiodrivingtest.com
or call
877-4DX-TEST (877-439-8378)

County	Address	Days Open
Allen	419 N. Elizabeth St., Suite C Lima	Tues. - Sat.
Ashland	1652 Eagle Way Ashland	Tues. - Sat.
Ashtabula	77 N. Chestnut St. Jefferson	Tues. - Sat.
Athens	1002 E. State Street, Suite 20 Athens	Tues. - Sat.
Auglaize	15472 Wapakoneta-Fisher Rd. Wapakoneta	Tues.
Belmont	320 Hall St. Bridgeport	Tues. - Sat.
Butler	1720-B S. Erie Hwy. Building C Hamilton	Tues. - Sat.
Carroll	155 W. Main St. Carrollton	Thurs. - Fri.
Champaign	1512 South U.S. 68 Urbana	1st Tues.
Clark	Park Shopping Center 1139 Bechtle Ave. Springfield	Tues. - Sat.
Clermont	457 W. Main St. Batavia	Tues. - Sat.
Clinton	State Highway Patrol 950 Rombach Ave. Wilmington	Thurs. - Sat.
Columbiana	7735-C State Route 45 Lisbon	Tues. - Sat.
Coshocton	706 S. 7th St. Coshocton	Tues. - Wed.
Crawford	1653 Marion Rd. Bucyrus	Tues. - Sat.

County	Address	Days Open
Cuyahoga	14000 Broadway Ave. Garfield Heights	Tues. - Sat.
Cuyahoga	6420 Mayfield Rd. Mayfield Heights	Tues. - Sat.
Cuyahoga	12000 Snow Rd. Parma	Tues. - Sat.
Darke	641 Wagner Ave., Suite B Greenville	Thurs. - Sat.
Defiance	999 Procom St., Suite 104 Defiance	Tues. - Sat.
Delaware	2079 N. U.S. Highway 23 Delaware	Tues. - Sat.
Fairfield	980 Liberty Dr., Suite 200 Lancaster	Tues. - Sat.
Franklin	990 Morse Rd. Columbus	Tues. - Sat.
Franklin	4738 Cemetery Rd. Hilliard	Tues. - Sat.
Franklin	1583 Alum Creek Dr., Columbus	Tues. - Sat.
Fulton	152 S. Fulton St. Wauseon	Thurs. - Fri.
Gallia	499 Jackson Pike Gallipolis	Tues. - Wed.
Geauga	602 South St., Suite B6 Chardon	Tues. - Sat.
Greene	601 Ledbetter Rd., Suite C Xenia	Tues. - Sat.
Guernsey	224 Dewey Ave. Cambridge	Tues. - Sat.
Hamilton	11177 Reading Rd., Suite 201-202 Cincinnati (Sharonville)	Tues. - Sat.
Hamilton	Seven Hills Plaza 10940 Hamilton Ave. Cincinnati (Seven Hills)	Tues. - Sat.
Hancock	8210 Co. Road 140, Suite C Findlay	Tues. - Sat.
Huron	142 Cleveland Rd. Norwalk	Tues. - Sat.
Jackson	502 McCarty Lane, Suite 3 Jackson	Wed. - Sat.

County	Address	Days Open
Knox	671 N. Sandusky St. Mt. Vernon	Wed. - Sat.
Lake	2736 N. Ridge Rd., Unit #7 Painesville	Tues. - Sat.
Lawrence	2717 S. Third St., Suite B Ironton	Tues. - Sat.
Licking	873 E. Main St. Newark	Tues. - Sat.
Logan	1365 CR 32, Suite #1 Bellefontaine	Thurs. - Sat.
Lorain	657 Chestnut Commons Dr. Elyria	Tues. - Sat.
Lucas	4460 Heatherdowns Blvd. Toledo	Tues. - Sat.
Mahoning	490 S. Broad St. Canfield	Tues. - Sat.
Marion	222 W. Center St. Room 1127 Marion	Tues. - Sat.
Medina	970 N. Court St. Medina	Tues. - Sat.
Mercer	330 Portland St., Suite 1 Celina	Thurs. - Sat.
Miami	1275 Experiment Farm Rd. Troy	Tues. - Sat.
Montgomery	6134 Chambersburg Rd. Huber Heights	Tues. - Sat.
Muskingum	2324 June Parkway Plaza Zanesville	Tues. - Sat.
Pickaway	141 W. Main St., Suite. 600 Circleville	Wed.
Portage	444 S. Meridian St. Ravenna	Tues., Sat.
Preble	536 North Barron St. Eaton	Tues. - Sat.
Richland	1157 Park Ave. W Mansfield	Tues. - Sat.
Ross	475 Western Ave., Suite L Chillicothe	Tues. - Sat.
Sandusky	500 W. State St., Suite E Fremont	Tues. - Sat.
Scioto	3980 Rhodes Ave. New Boston	Tues. - Sat.

County	Address	Days Open
Seneca	451 E. Market St., S.R. 101 Tiffin	Tues. - Sat.
Shelby	1000 Milligan Ct., #102 Sidney	Thurs. - Sat.
Stark	3195 Whitewood St. N.W. North Canton	Tues. - Sat.
Summit	650 Graham Rd. Suite 100A Cuyahoga Falls	Tues. - Sat.
Summit	21 5th Street S.E. Barberton	Tues. - Sat.
Trumbull	5555 Youngstown-Warren Rd. #203 Niles	Tues. - Sat.
Tuscarawas	1260 Monroe Ave. NW Suite 9E New Philadelphia	Tues. - Sat.
Union	940 London Ave., Suite 1300 Marysville	Tues. - Wed.
Van Wert	10234 Van Wert-Decatur Rd. Van Wert	Fri. - Sat.
Warren	19 Dave Ave. Unit C Lebanon	Tues. - Sat.
Washington	148 A Gross St. Marietta	Tues. - Sat.
Wayne	340 S. Market St. Wooster	Tues. - Sat.
Williams	13065-A County Rd. D50 Bryan	Tues. - Wed.
Wood	1616 Wooster St. Bowling Green	Tues. - Sat.

APPENDIX B - ORGAN DONOR INFORMATION/ NOK-EMERGENCY CONTACT

ORGAN DONOR PROCUREMENT AGENCIES IN OHIO

CENTRAL AND SOUTHERN OHIO

Lifeline of Ohio Organ Procurement (LOOP)
(614) 291-5667

MIDWEST AND NORTHWEST OHIO

Life Connection of Ohio
(937) 223-8223 (Dayton area)
(419) 893-4891 (Toledo area)

NORTHEAST OHIO

LifeBanc
(216) 752-LIFE

SOUTHWEST OHIO

Ohio Valley Life Center
(513) 558-6442

NOK - EMERGENCY CONTACT INFORMATION

Submit your next of kin information at:

- http://bmv.ohio.gov or
- in person at any local deputy register

The next of kin (NOK) program allows Ohioans with a driver license, or state identification card the option of adding emergency contact information to their Ohio license/ID record.

APPENDIX C - SAMPLE TEST QUESTIONS FROM CLASS D KNOWLEDGE TEST

1. What is the most important driving technique to avoid crashes when driving in icy or snowy conditions?

   A. Add extra weight to the vehicle to improve traction
   B. Get off the highways as quickly as possible
   C. Engage four-wheel drive on the vehicle
   D. Reduce speed and increase following distance

2. A flashing red traffic signal at an intersection has the same requirements as which of the following?

   A. A slow sign
   B. A yield sign
   C. A stop sign
   D. An intersection sign

3. The application for an operator's license must be signed by the parent or guardian when the applicant is under what age?

   A. 16
   B. 20
   C. 21
   D. 18

4. Unless it is posted otherwise, the speed limit in a residential area is:

   A. 25 miles per hour
   B. 20 miles per hour
   C. 35 miles per hour
   D. 15 miles per hour

5. Child restraints are required for which of the following?

   A. All children who are under the age of eight and are less than 4'9".
   B. All children for whom the driver of the car is the parent or guardian
   C. All children who are seated in the front seat
   D. All children who are under the age of six when air bags are not available

6. When traveling on a highway divided into four traffic lanes, which vehicles are required to stop for a school bus that has stopped to unload children?

   A. Only vehicles approaching the rear of the bus traveling in the same direction as the bus
   B. All vehicles approaching the bus from either direction
   C. No one is required to stop unless children are in view
   D. All vehicles may pass the bus after providing an audible signal

7. When two vehicles arrive at an intersection at the same time, which one has the right-of-way when no signs or signals indicate rules?

   A. The car approaching from the right has the right-of-way
   B. The car approaching from the left has the right-of-way
   C. The car in which the driver sounds his horn first has the right-of-way
   D. The car that is traveling faster has the right-of-way

8. If someone has consumed alcoholic drinks, what will help the person overcome the influence of those drinks?

   A. Tomato juice and lime
   B. Hot coffee
   C. Fresh air
   D. Time

9. When is a driver permitted to turn right on a red traffic signal?

   A. When the driver has stopped and checked to see that the turn will not interfere with crossing traffic
   B. When signs are clearly posted to allow a right turn on red
   C. Only at the direction of a police officer
   D. After first slowing and verifying the turn will not interfere with other traffic and pedestrians

10. When a stop is required at an intersection and no markings appear to indicate a stop line or crosswalk, which of the following is the appropriate place to make the stop?

   A. The driver is not required to stop
   B. The driver is required to slow down to make sure crossing traffic is clear
   C. Only at a place where the driver can see at least 200 feet on either side without regard for the intersecting roadway
   D. At the point nearest the intersecting roadway where the driver has a view of approaching traffic on the intersecting roadway before actually entering the roadway

ANSWERS

1)	D	6)	A
2)	C	7)	A
3)	D	8)	D
4)	A	9)	A
5)	A	10)	D

OHIO DEPARTMENT
OF PUBLIC SAFETY
SAFETY · SERVICE · PROTECTION

WWW.PUBLICSAFETY.OHIO.GOV

HSY 7607 1/18 [760-1109]